


# IROQUOIS FALLS

## COMMUNITY PROFILE 2016



IROQUOIS FALLS, ONTARIO, CANADA

[www.iroquoisfalls.com](http://www.iroquoisfalls.com)



VERSION 3.0  
MARCH 2016

© 2016 TOWN OF IROQUOIS FALLS

THIS DOCUMENT CONTAINS INFORMATION THAT IS SUBJECT TO CHANGE WITHOUT NOTICE. ALL DATA IS BELIEVED TO BE ACCURATE, BUT THE READER IS ADVISED TO VERIFY DATA BEFORE REACHING DECISIONS BASED UPON INFORMATION CONTAINED WITHIN THIS DOCUMENT. ALL MARKS ARE THE PROPERTY OF THEIR RESPECTIVE OWNERS.

PHOTO CREDITS: COUNTRY LANE PHOTOGRAPHY AND MATHIEU CHARETTE

FOR FURTHER INFORMATION ON IROQUOIS FALLS , ONTARIO CANADA

PLEASE CONTACT:

CORPORATION OF THE TOWN OF IROQUOIS FALLS

LINDA MCLEAN  
Clerk-Administrator  
P.O. Box 230  
253 Main Street  
Iroquois Falls, Ontario  
P0K 1G0  
Canada

Phone: 705-232-6357

Fax: 705-232-4241

Email: [mcleanl@iroquoisfalls.com](mailto:mcleanl@iroquoisfalls.com)

Web: [www.IroquoisFalls.com](http://www.IroquoisFalls.com)

# Iroquois Falls Community Profile 2016

## Table of Contents

INTRODUCTION.....	2
1.1 Location.....	3
1.2 Climate.....	5
2 DEMOGRAPHICS.....	7
2.1 Population Size and Growth.....	7
2.2 Age Profile.....	8
2.3 Language Characteristics.....	9
2.4 Mobility Characteristics.....	10
2.5 Level of Education.....	11
2.6 Income.....	13
3 LABOUR FORCE.....	15
3.1 Key Indicators.....	15
3.2 Labour Force by Occupation.....	16
3.3 Labour Force by Industry.....	18
3.4 Place of Work.....	19
3.5 General Wages by Occupation.....	20
4 KEY INDUSTRIES.....	22
4.1 Largest Employers.....	22
5 TRANSPORTATION FACILITIES.....	23
5.1 Highways.....	23
5.2 Rail Service.....	25
5.3 Airports.....	26
5.4 Bus.....	28
6 TAXES AND UTILITIES.....	30
6.1 Local Property Tax Rates.....	30
6.2 Federal and Provincial Income Tax Rates.....	31
6.3 Electricity.....	32
6.4 Natural Gas.....	37
6.5 Waste Management.....	39
6.6 Water and Sanitary Sewer.....	39
6.7 Communications Infrastructure.....	40
7 BUILDING AND DEVELOPMENT RELATED FEES.....	42
7.1 Development Related Fees.....	42
7.2 Development Charges.....	42
7.3 Business Licenses.....	42
8 INDUSTRIAL PARKS.....	43
8.1 Industrial Parks.....	43
9 BUSINESS SUPPORT PROGRAMS AND SERVICES.....	44
9.1 Government and Business Services.....	44
9.1 Chamber of Commerce.....	48
9.2 Education, Employment and Training Services.....	48
9.3 Regional Research and Innovation Centres.....	52
9.4 Area Financial Institutions.....	53
9.5 Real Estate.....	54
10 QUALITY OF LIFE.....	55
10.1 Cost of Living 2016.....	55
10.1 Housing Characteristics.....	55
10.2 Health and Social Services.....	56
10.3 Education.....	62
10.4 Protective Services.....	64

# Iroquois Falls Community Profile 2016

10.5 Recreation, Tourism and Events.....	65
10.6 Events .....	66
10.7 Local Media .....	66
11 LOCAL ACCOMMODATIONS.....	67
12 INCENTIVE PROGRAMS, SERVICES AND FUNDING .....	69

# Iroquois Falls Community Profile 2016

## List of Tables

Table 1: Iroquois Falls Average Temperature (°C) 1981-2010.....	5
Table 2: Iroquois Falls Average Precipitation 1981-2010.....	6
Table 3: Population Change 2011 - 2021.....	7
Table 4: Age Distribution 2016.....	9
Table 5: Language Characteristics 2016.....	9
Table 6: Iroquois Falls Mobility Rates 2016.....	10
Table 7: Educational Attainment 2016.....	12
Table 8: Total Income Levels 2015.....	13
Table 9: Family Income Levels 2015.....	14
Table 10: Household Income Levels 2015.....	14
Table 11: Labour Force Characteristics 2016.....	15
Table 12: Labour Force Projection 2021 & 2026.....	15
Table 13: Labour Table by Occupation 2016.....	17
Table 14: Labour Force by Industry 2016.....	18
Table 15: Where the Iroquois Falls Resident Labour Force Works 2011.....	19
Table 16: Place of Residence for Persons Working in Iroquois Falls 2011.....	19
Table 17: Wage Rates by Occupation 2016.....	20
Table 18: Largest Private Sector Employers 2016.....	22
Table 19: Largest Public Sector Employers 2016.....	22
Table 20: Distance to Urban Centres.....	23
Table 21: Distance to Major US Border Crossings.....	24
Table 22: Airlines for Timmins Airport 2016.....	27
Table 23: Local Property Tax Rates 2015.....	30
Table 24: Corporate Taxes – Non-Canadian Controlled Effective January 1, 2016 and 2017.....	31
Table 25: Corporate Taxes –Canadian Controlled Effective January 1, 2016 and 2017.....	31
Table 26: Sales Tax 2016.....	31
Table 27: Northern Ontario Wires Residential Rates.....	32
Table 28: Northern Ontario Commercial GS<50 kW Rates.....	33
Table 29: Northern Ontario Commercial GS>50 kW Rates.....	33
Table 30: Hydro One Small Business Electricity Rates (kWh) -Less than 50 kW per month.....	34
Table 31: Hydro One Small Business Electricity Rates-kWh & kW-More than 50 kW per month.....	35
Table 32: Hydro One Residential Rates.....	36
Table 33: Union Gas - Residential Rates Northern Ontario Rates (Rate 301) January 1, 2016.....	37
Table 34: Union Gas - Small Commercial Rates (Rate 310) January 1, 2016.....	38
Table 35: Waste Disposal Site 2016.....	39
Table 36: Water Rates July 1, 2015.....	39
Table 37: Sewer Rates July 1, 2015.....	39
Table 38: Communications Infrastructure.....	40
Table 39: Development-related Application Fees 2016.....	42
Table 40: Cost of Living 2016.....	55
Table 41: Assessment Values 2016.....	55
Table 42: Dwelling Characteristics for Iroquois Falls 2016.....	56
Table 43: Public Schools 2016.....	62
Table 44: Catholic Schools 2016.....	62
Table 45: Day Cares & Preschool Centre.....	63
Table 46: Leisure and Community Services.....	65
Table 47: Annual Events 2016.....	66
Table 48: Newspapers.....	66
Table 49: Radio Stations.....	66
Table 50: Cable Service.....	66
Table 51: Television.....	66

## List of Figures

Figure 1: Iroquois Falls North America Location Map .....	3
Figure 2: Iroquois Falls Location Map .....	4
Figure 3: Age Distribution Chart 2016 .....	8
Figure 4: Educational Attainment 2016 .....	11
Figure 5: Labour Force by Occupation 2016 .....	16

## Introduction

Iroquois Falls is a vibrant community in the heart of Northern Ontario, Canada with an estimated 2016 population of 4,614<sup>1</sup>. The Town lies just off the Trans-Canada Highway (Hwy 11) on the banks of the Abitibi River. Coordinates of the community are 48°46'N 80°40'W.

Historically, with the advent of the large Abitibi Mill on the Abitibi River, the Town of Iroquois Falls originated and became incorporated in 1915. The settlements of Ansonville and Montrock sprang up as rural developments and were incorporated in 1918 with a township status which also encompassed the hamlets of Kelso, Monteith and Porquis Junction. Finally on January 1st, 1969 the Town of Iroquois Falls and Township of Calvert amalgamated to form the Town of Iroquois Falls which now exists as a Town having a larger geographical area than Metro Toronto.<sup>2</sup>

Opportunities exist in the community for economic growth and diversification of the local economy. Iroquois Falls has rail service in the core of the community; essential for providing accessibility to North American markets. The mining industry including mining supply and service has also provided strong stimulation of economic growth to the region. There is productive and affordable agriculture land for development, research and innovation, as part of the Northern Clay Belt Region.

Iroquois Falls provides prospects for cold weather testing and data storage with consistent weather patterns from November to March and accessibility to the community. In January 1935, the town set the record low temperature for Ontario of -58.3 °C (-73 °F).<sup>3</sup>

The community has natural beauty and diverse locations for the television and film industry. In 2015, Iroquois Falls was one of the site locations for a major film shot in Northern Ontario.

The cost of living in Iroquois Falls is lower comparable to other communities in Ontario; including moderate property taxes, housing, food, shelter and transportation.

Iroquois Falls is a true four season community with many lakes and rivers nestled in the heart of Northeastern Ontario. The community provides a quality of lifestyle desired by many. Not only being a safe community to live and work, Iroquois Falls boasts substantial education facilities, health care services, a recreation complex, golf course, modern senior facilities, independent living residences, and most of all a warm and welcoming community.

---

<sup>1</sup> Data Mining Inc. Superdemographics 2016

<sup>2</sup> <http://iroquoisfallschamber.com>

<sup>3</sup> Source: <http://www.theweathernetwork.com>



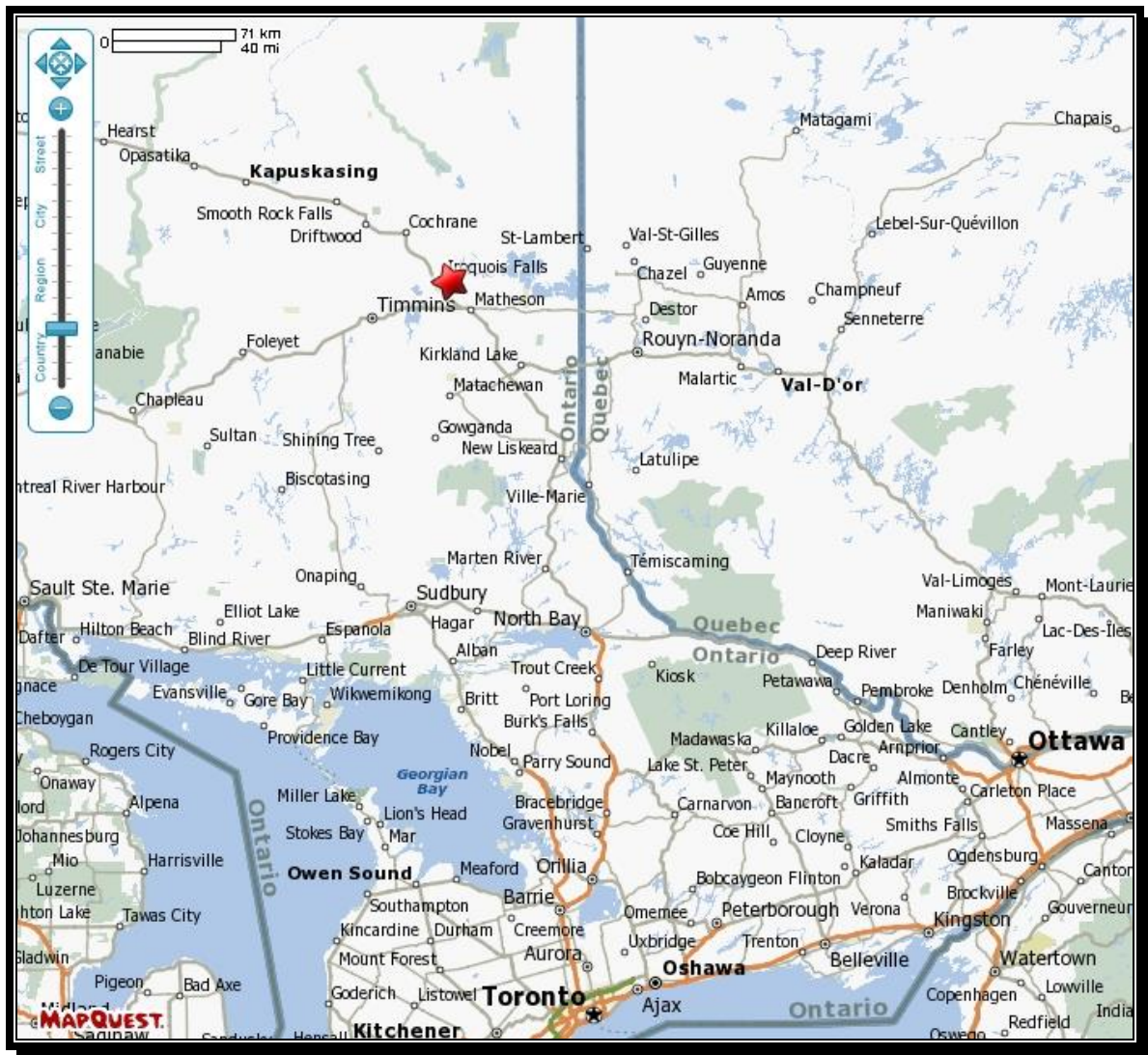
# Iroquois Falls Community Profile 2016

## 1.1 Location

Iroquois Falls is a small town in Northern Ontario which lies just off Hwy 11 on the banks the Abitibi River, west of Lake Abitibi. The following communities are also within the municipal boundaries: Monteith, Nellie Lake, and Porquis Junction.

Right next door to Iroquois Falls is Timmins, approximately 70 kilometers to the west, one of the largest cities in Northeastern Ontario and the regional hub to a population of 117,000.

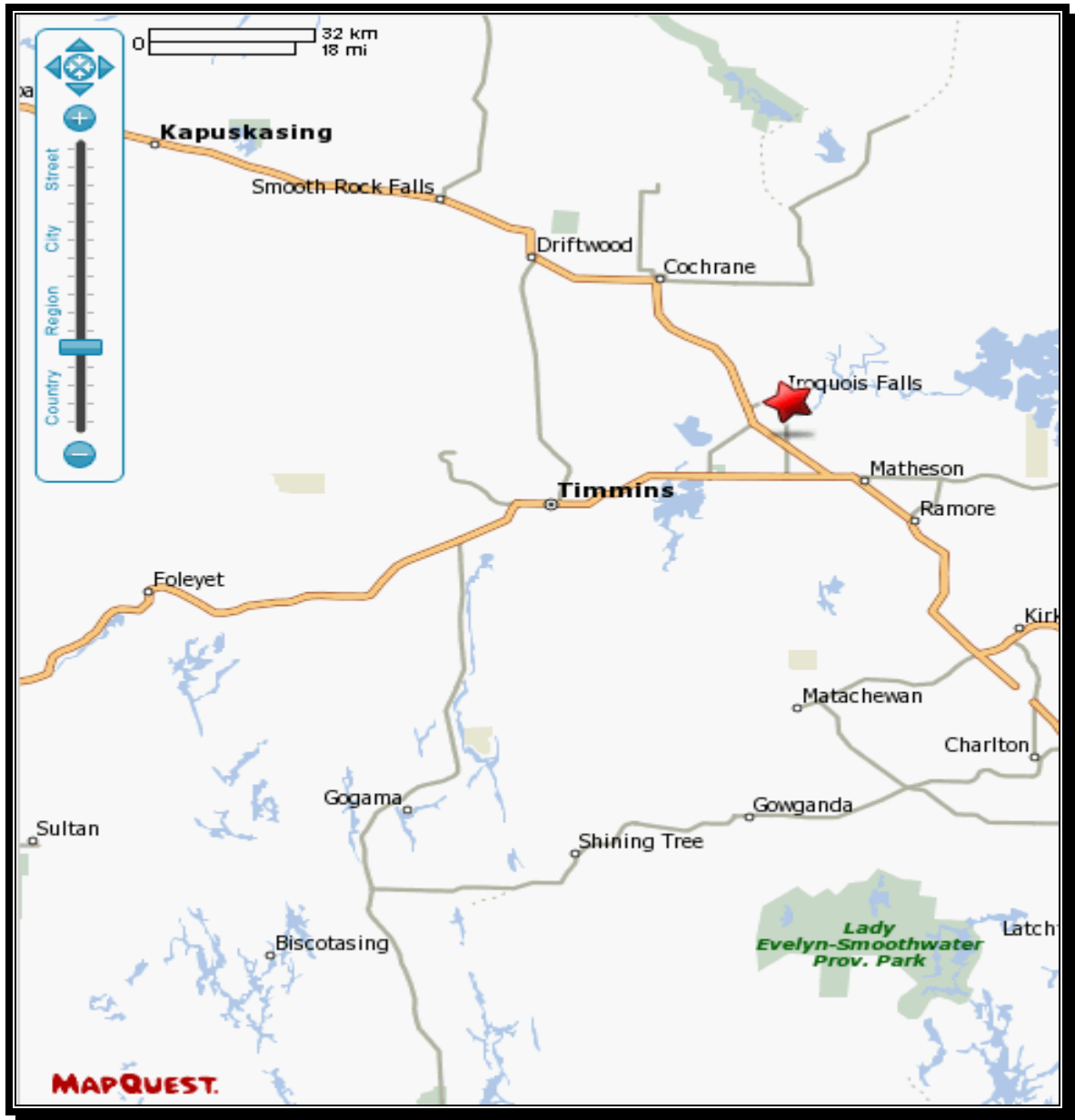
Figure 1: Iroquois Falls North America Location Map



Source: <http://www.mapquest.com/maps?city=Iroquois+Falls&state=on>

# Iroquois Falls Community Profile 2016

Figure 2: Iroquois Falls Location Map



Source: <http://www.mapquest.com/maps?city=Iroquois+Falls&state=on>

# Iroquois Falls Community Profile 2016

## 1.2 Climate

Iroquois Falls derives climatic data from the Timmins Victor Power A\* Station<sup>4</sup>.  
Latitude: 48°34'11.000" N; Longitude: 81°22'36.000" W; Elevation: 294.70 m

Iroquois Falls provides prospects for cold weather testing with consistent weather patterns from November to March and accessibility to the community. In January 23, 1935, the town set the record low temperature for Ontario of -58.3 °C (-73 °F)<sup>5</sup>.

**Table 1: Iroquois Falls Average Temperature (°C) 1981-2010**

	Jan	Feb	Mar	Apr	May	Jun	Jul	Aug	Sep	Oct	Nov	Dec
<b>Daily Average (°C)</b>	-16.8	-14.0	-7.4	1.8	9.6	14.9	17.5	16.0	11.1	4.4	-3.4	-11.9
<b>Standard Deviation</b>	3.6	3.1	2.6	2.3	2.1	1.6	1.2	1.4	1.6	1.5	2.6	3.7
<b>Daily Maximum (°C)</b>	-10.6	-7.2	-0.6	8.0	16.6	21.9	24.2	22.5	17.1	9.0	0.6	-6.9
<b>Daily Minimum (°C)</b>	-23.0	-20.7	-14.2	-4.5	2.5	7.8	10.7	9.4	5.2	-0.3	-7.4	-17.0
<b>Extreme Maximum (°C)</b>	7.6	11.7	19.9	29.9	34.2	38.8	38.9	36.7	33.4	28.3	19.8	14.2

Source: [http://climate.weather.gc.ca/climate\\_normals/results\\_1981\\_2010\\_e.html?stnID=4180&autofwd=1](http://climate.weather.gc.ca/climate_normals/results_1981_2010_e.html?stnID=4180&autofwd=1)

<sup>4</sup> A = WMO "3 and 5 rule" (i.e. no more than 3 consecutive and no more than 5 total missing for either temperature or precipitation)

<sup>5</sup> <http://www.theweathernetwork.com>

# Iroquois Falls Community Profile 2016

**Table 2: Iroquois Falls Average Precipitation 1981-2010**

	Jan	Feb	Mar	Apr	May	Jun	Jul	Aug	Sep	Oct	Nov	Dec
<b>Rainfall (mm)</b>	3.2	1.7	14.1	30.1	62.3	83.2	90.9	81.6	83.7	68.1	30.9	8.5
<b>Snowfall (cm)</b>	57.8	45.9	44.8	27.2	5.0	0.2	0.0	0.0	1.0	15.1	49.0	65.2
<b>Precipitation (mm)</b>	51.8	41.3	54.5	56.2	67.4	83.4	90.9	81.6	84.7	82.5	75.9	64.5
<b>Average Snow Depth (cm)</b>	53	64	54	18	1	0	0	0	0	0	7	28
<b>Median Snow Depth (cm)</b>	53	64	54	16	0	0	0	0	0	0	5	28
<b>Snow Depth at Month-end (cm)</b>	62	63	34	4	0	0	0	0	0	1	14	41
<b>Extreme Daily Rainfall (mm)</b>	14.2	9.0	32.5	32.8	53.3	77.4	87.6	86.8	43.9	48.8	37.6	28.7
<b>Date (yyyy/dd)</b>	1995/14	1983/20	1973/11	1992/21	1972/29	1984/24	1990/29	1986/10	1961/01	2004/30	1988/05	1971/10
<b>Extreme Daily Snowfall (cm)</b>	33.0	37.0	48.2	36.0	17.0	2.6	0.0	0.0	7.2	19.3	28.4	39.6
<b>Date (yyyy/dd)</b>	1962/07	1999/28	1983/19	1985/06	1986/01	1980/10	1955/01	1955/01	1989/23	1976/15	1966/28	1985/01
<b>Extreme Daily Precipitation (mm)</b>	33.0	35.6	48.2	35.8	53.8	77.4	87.6	86.8	43.9	48.8	38.2	39.2
<b>Date (yyyy/dd)</b>	1962/07	1999/28	1983/19	1985/06	1972/29	1984/24	1990/29	1986/10	1961/01	2004/30	2005/06	1985/01
<b>Extreme Snow Depth (cm)</b>	127	137	130	96	70	0	0	0	4	15	64	157
<b>Date (yyyy/dd)</b>	1967/29	1960/27	1960/01	1978/02	1996/01	1955/01	1955/01	1955/01	1980/26	1969/27	1966/30	1968/24

Source: [http://climate.weather.gc.ca/climate\\_normals/results\\_1981\\_2010\\_e.html?stnID=4180&autofwd=1](http://climate.weather.gc.ca/climate_normals/results_1981_2010_e.html?stnID=4180&autofwd=1)

## 2 Demographics

### 2.1 Population Size and Growth

**Table 3: Population Change 2011 - 2021**

	2011	2016	2021
<b>Iroquois Falls Population Count</b>	4595	4614	4501
Change from Previous Census			
Change in Count from Projection	134	19	-113
<b>Ontario Population Count</b>	12,851,821	13,780,978	14,562,866
% Change from Previous Census	1,863,791		
% Change from Projection		929,857	781,888

Source: <http://www12.statcan.gc.ca/census-recensement/2011/dp-pd/prof/details/page.cfm?Lang=E&Geo1=CSD&Code1=3556031&Geo2=PR&Code2=01&Data=Count&SearchText=iroquois%20falls&SearchType=Begins&SearchPR=35&B1=All&Custom=&TABID=1>  
 Source: Manifold Data Mining Inc. Superdemographics 2016

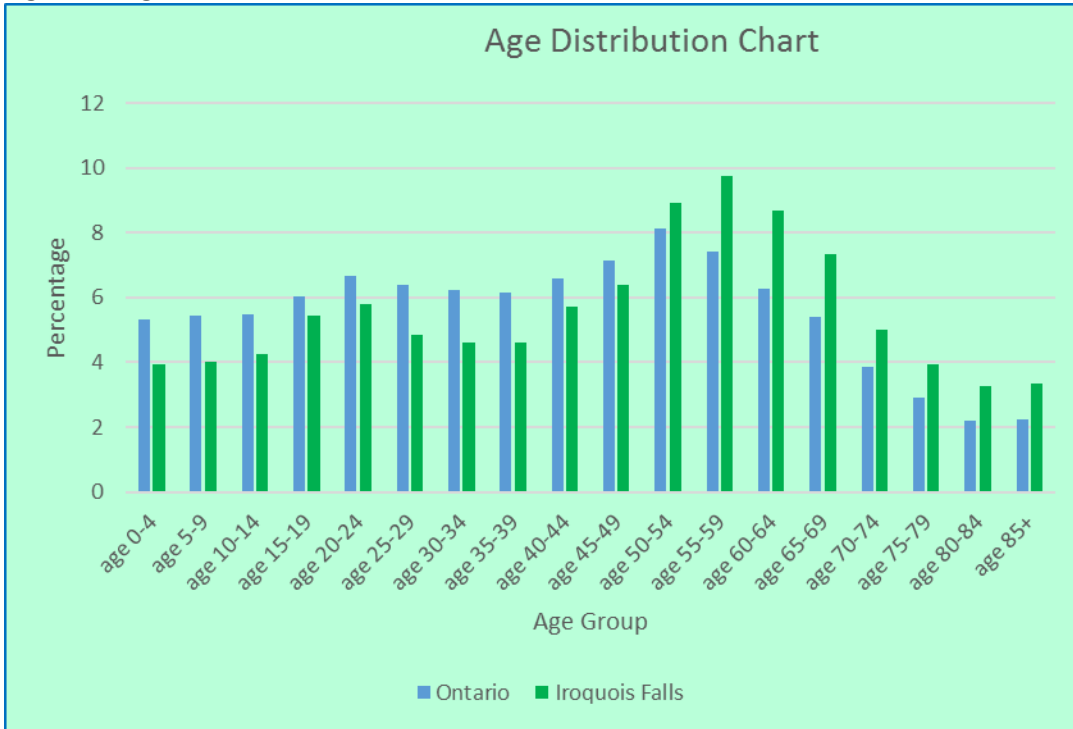
# Iroquois Falls Community Profile 2016

## 2.2 Age Profile

In 2016, Iroquois Falls had an older population compared to the provincial average.

- Estimates show that percentages of the total population between the ages of 0 and 49 are below the provincial average, while the percentages for those aged 50 + are above the provincial average.

**Figure 3: Age Distribution Chart 2016**



Source: Manifold Data Mining Inc. Superdemographics 2016

# Iroquois Falls Community Profile 2016

**Table 4: Age Distribution 2016**

Characteristics	Ontario 2016 %	Iroquois Falls 2016 %	Iroquois Falls 2016
Age	13,780,978		4614
age 0-4	5.33	3.94	182
age 5-9	5.46	4.01	185
age 10-14	5.5	4.27	197
age 15-19	6.03	5.44	251
age 20-24	6.68	5.81	268
age 25-29	6.39	4.86	224
age 30-34	6.22	4.62	213
age 35-39	6.16	4.62	213
age 40-44	6.61	5.72	264
age 45-49	7.16	6.39	295
age 50-54	8.13	8.93	412
age 55-59	7.42	9.77	451
age 60-64	6.29	8.69	401
age 65-69	5.41	7.35	339
age 70-74	3.88	5.01	231
age 75-79	2.91	3.94	182
age 80-84	2.2	3.27	151
age 85+	2.22	3.36	155

Source: Manifold Data Mining Inc. Superdemographics 2016

## 2.3 Language Characteristics

Table 5 indicates 56% of people in Iroquois Falls are bilingual (English and French), which is much higher than Ontario.

**Table 5: Language Characteristics 2016**

	Ontario 2016 %	Iroquois Falls 2016 %	Iroquois Falls
Total population	13,780,978	4,614	
% Population speaking English only	86	43	1967
% Population speaking French only	0	2	76
% Pop. speaking English & French	11	56	2571
% neither French or English	2.2	0	0

Source: Manifold Data Mining Inc. Superdemographics 2016

# Iroquois Falls Community Profile 2016

## 2.4 Mobility Characteristics

Estimates indicate that residents of Iroquois Falls were slightly less likely to move than the provincial average. People moving to Iroquois Falls tend to be relocating from within Ontario as opposed to moving from outside of the province or country.

**Table 6: Iroquois Falls Mobility Rates 2016**

	Ontario 2016	Iroquois Falls 2016	Iroquois Falls 2016 %
Total - Mobility status 1 year ago	13,780,978	4,614	
Non-movers	12,169,722	4,064	88.0
Movers	1,611,257	551	11.9
Non-migrants	946,317	352	7.6
Migrants	664,939	199	4.3
Internal migrants	533,046	162	3.5
Intraprovincial migrants	471,044	132	2.9
Interprovincial migrants	62,002	31	.7
External migrants	131,894	37	.8
Total - Mobility status 5 years ago	13,780,978	4,614	
Non-movers	8,559,491	3,143	68.1
Movers	5,221,487	1,471	31.9
Non-migrants	2,891,109	855	18.5
Migrants	2,330,378	616	13.4
Internal migrants	1,771,368	573	12.4
Intraprovincial migrants	1,564,170	458	9.9
Interprovincial migrants	207,197	115	2.5
External migrants	559,011	43	.9

Source: Manifold Data Mining Inc. Superdemographics 2016



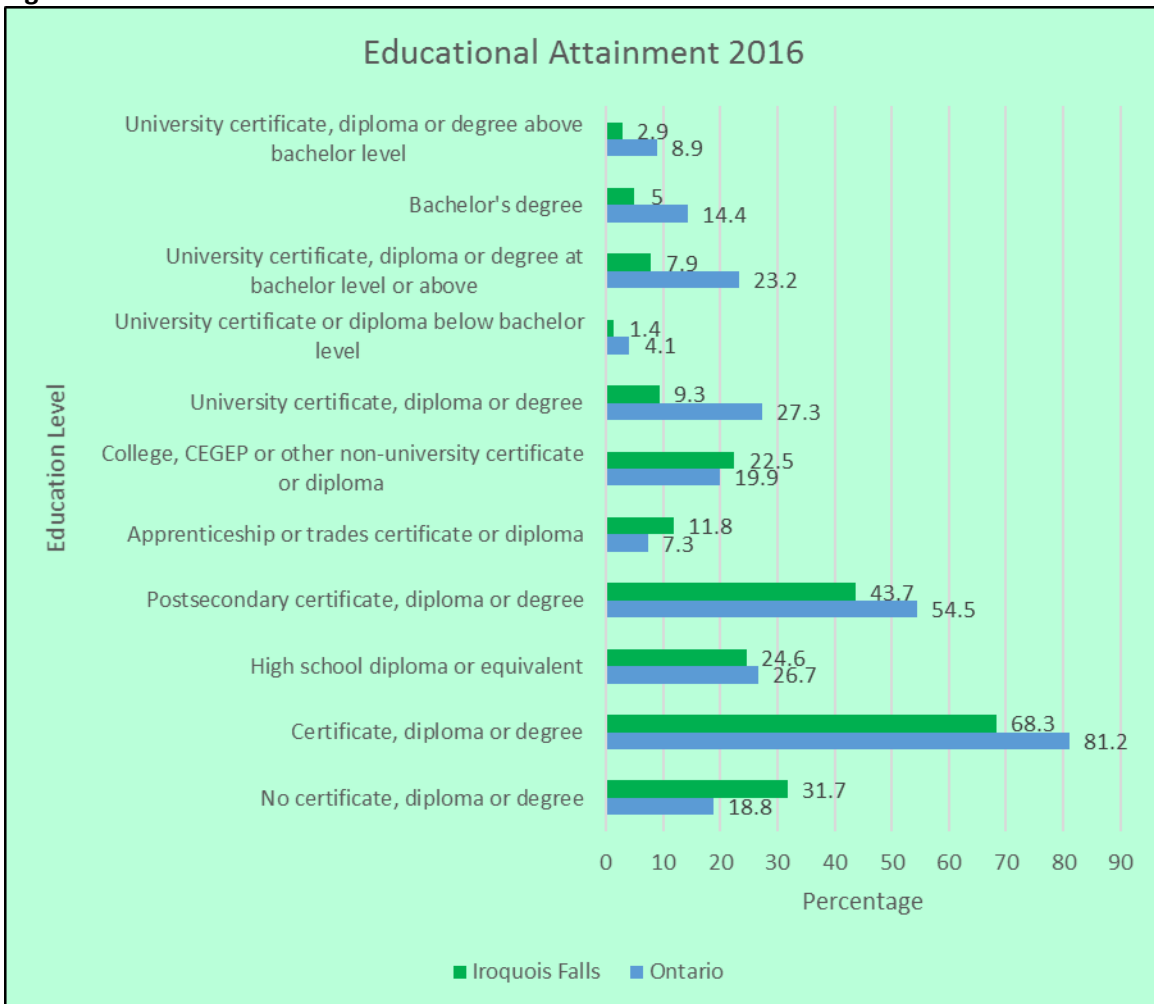
# Iroquois Falls Community Profile 2016

## 2.5 Level of Education

Table 7 indicates the level of education attainment in Iroquois Falls in 2016.

- Roughly 70% of the Iroquois Falls residents have a certificate, diploma or degree. Although this is a little lower than the overall provincial average, Iroquois Falls does have a higher percentage of persons with an apprenticeship, trades certificate or diploma than the provincial average.
- The percentage of persons with university education is less than half of the provincial average.

**Figure 4: Educational Attainment 2016**



Source: Manifold Data Inc. Superdemographics 2016

## Iroquois Falls Community Profile 2016

**Table 7: Educational Attainment 2016**

	Ontario 2016 %	Iroquois Falls 2016 %	Iroquois Falls 2016
Total population aged 25 to 64 years by highest certificate, diploma or degree			2,474
No certificate, diploma or degree	11	20.3	502
Certificate, diploma or degree	89	79.7	1,972
High school diploma or equivalent	24.2	28.5	705
Postsecondary certificate, diploma or degree	64.7	51.2	1,267
Apprenticeship or trades certificate or diploma	7.6	11.4	282
College, CEGEP or other non-university certificate or diploma	23.7	30.2	746
University certificate, diploma or degree	33.4	9.7	239
University certificate or diploma below bachelor level	4.5	1	25
University certificate, diploma or degree at bachelor level or above	28.9	8.6	214
Bachelor's degree	17.8	5.4	134
University certificate, diploma or degree above bachelor level	11.2	3.2	80

Source: Manifold Data Inc. Superdemographics 2016

# Iroquois Falls Community Profile 2016

## 2.6 Income

Table 8 indicates that, in 2016, the average total income levels were slightly lower in most cases in Iroquois Falls than in Ontario.

**Table 8: Total Income Levels 2015**

Characteristic	Ontario	Ontario %	Iroquois Falls	Iroquois Falls %
Total income of population aged 15 years and over	11,536,559		4,051	
Without income	615,987	5.3	204	5.0
With income	10,920,572	95.0	3,847	95.0
Under \$5,000	1,104,888	9.6	302	7.5
\$5,000 to \$9,999	815,705	7.1	310	7.7
\$10,000 to \$14,999	945,279	8.2	269	6.6
\$15,000 to \$19,999	974,551	8.4	340	8.4
\$20,000 to \$29,999	1,440,819	12.5	588	14.5
\$30,000 to \$39,999	1,257,962	10.9	589	14.5
\$40,000 to \$49,999	1,084,664	9.4	442	10.9
\$50,000 to \$59,999	857,804	7.4	255	6.3
\$60,000 to \$79,999	1,027,570	8.9	298	7.4
\$80,000 to \$99,999	663,280	5.7	251	6.2
\$100,000 and over	748,051	6.5	204	5.0
\$100,000 to \$124,999	364,846	3.2	160	4
\$125,000 and over	383,204	3.3	44	1.9
<b>Characteristic</b>				
Median income (\$)		32,968		30,587
Average income (\$)		47,136		43,564

Source: Manifold Data Mining Inc. Superdemographics 2016 (2015 incomes)

## Iroquois Falls Community Profile 2016

Table 9 indicates that, in 2015, families residing in Iroquois Falls earned a lower average family income in comparison to Ontario averages.

**Table 9: Family Income Levels 2015**

	Ontario	Iroquois Falls
Family income of economic families	3,876,390	1,447
Median family income (\$)	90,574	85,276
Average family income (\$)	113,454	96,840

Source: Manifold Data Mining Inc. Superdemographics 20016 (20015 incomes)

Table 10 demonstrates that in 2015, the average income for households in Iroquois Falls was lower in comparison to households in Ontario.

**Table 10: Household Income Levels 2015**

	Ontario %	Iroquois Falls %	Iroquois Falls
Household total income of private households			2069
Under \$5,000	2.3	1.7	36
\$5,000 to \$9,999	1.9	2.6	54
\$10,000 to \$14,999	2.9	2.4	49
\$15,000 to \$19,999	4.4	3.8	79
\$20,000 to \$29,999	7.5	8	166
\$30,000 to \$39,999	8.4	13.1	272
\$40,000 to \$49,999	8.7	11.7	243
\$50,000 to \$59,999	9.0	10.1	208
\$60,000 to \$79,999	12.8	10.9	226
\$80,000 to \$99,999	11.8	9.8	202
\$100,000 to \$124,999	11.0	11.8	245
\$125,000 to \$149,999	7.7	4.7	98
\$150,000 and over	11.6	9.2	191
Median household total income (\$)	71748		59809
Average household total income (\$)	94952		78829

Source: Manifold Data mining Inc. Superdemographics 2016 (2015 incomes)

## 3 Labour Force

### 3.1 Key Indicators

Iroquois Falls is home to a 4,012 person strong labour force. As illustrated in Table 11, Iroquois Falls' labour participation rate and employment rate are lower compared to Ontario, while the overall unemployment rate is higher in Iroquois Falls.

**Table 11: Labour Force Characteristics 2016**

Characteristic	Ontario	Iroquois Falls
Total population aged 15 years and over by labour force status	11,536,559	4,051
In the labour force	7,606,386	2,242
Employed	7,101,213	2,076
Unemployed	505,174	166
Not in the labour force	3,930,173	1,809
Participation rate %	65.93	55.35
Employment rate %	61.55	51.26
Unemployment rate %	6.64	7.40

Source: Data Mining Inc. Superdemographics 2016

**Table 12: Labour Force Projection 2021 & 2026**

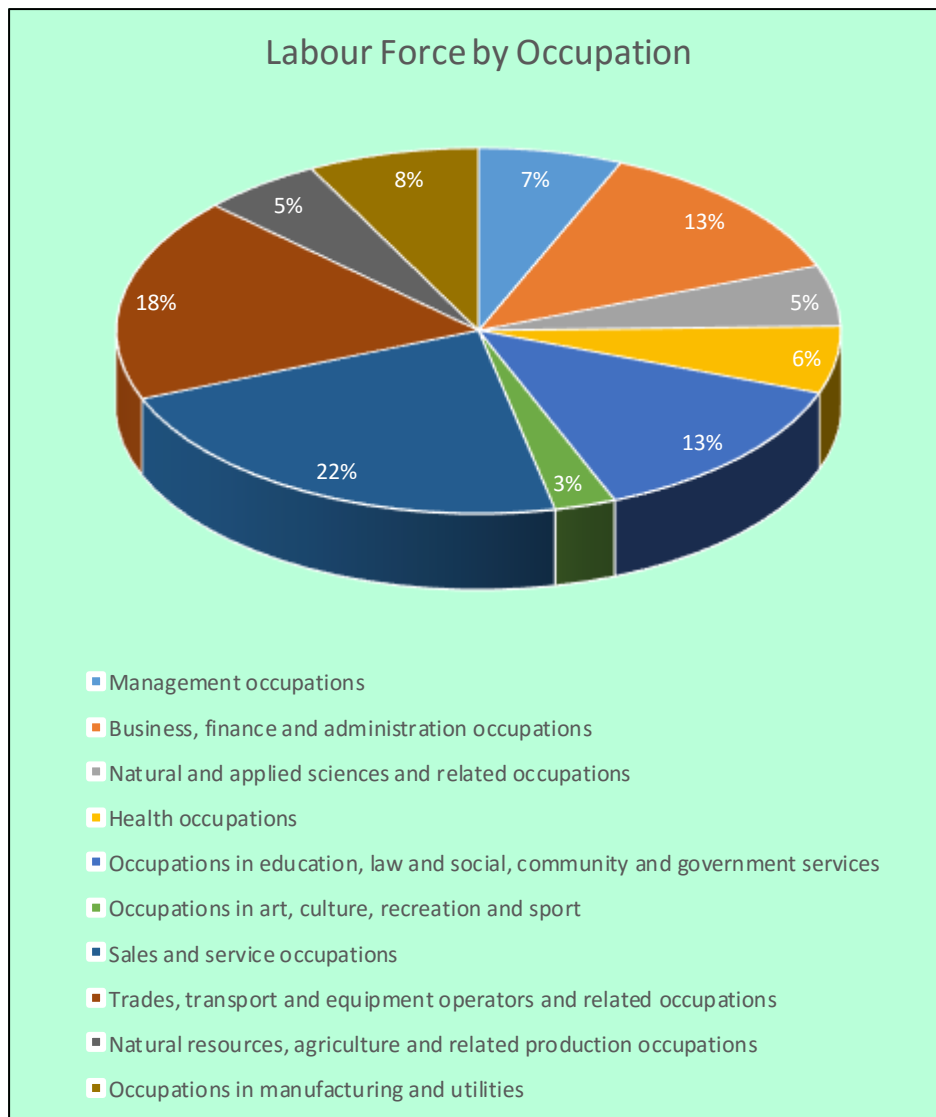
Labour Force Projection	Ontario	Iroquois Falls
2021 Total population aged 15 years and over in the labour force	8,085,372	2,191
2026 Total population aged 15 years and over in the labour force	8,602,553	2,131

## 3.2 Labour Force by Occupation

Figure 5 and Table 13 illustrate Iroquois Falls' labour force make up by occupation:

- Accounting for 22% of the labour force, sales and service occupations represent the largest occupational group in Iroquois Falls.
- A large percentage of the labour force also has trades, transport, equipment operators 18% and related occupational experience (one-third higher than the provincial percentage).

**Figure 5: Labour Force by Occupation 2016<sup>6</sup>**



<sup>6</sup> Percentage calculated based on all occupations excludes occupation-not applicable.

## Iroquois Falls Community Profile 2016

**Table 13: Labour Table by Occupation 2016**

Characteristic	Ontario %	Iroquois Falls %	Iroquois Falls
Total labour force population aged 15 years and over by occupation - National Occupational Classification (NOC) 2011			2,242
Occupation - not applicable	2.7	.1	17
All occupations			2,226
Management occupations	11.6	6.4	143
Business, finance and administration occupations	17.1	12.8	285
Natural and applied sciences and related occupations	7.4	5.4	120
Health occupations	5.9	5.9	132
Occupations in education, law and social, community and government services	12.0	13.3	296
Occupations in art, culture, recreation and sport	3.1	2.7	61
Sales and service occupations	23.2	22.3	496
Trades, transport and equipment operators and related occupations	13.0	18.1	403
Natural resources, agriculture and related production occupations	1.6	5.3	119
Occupations in manufacturing and utilities	5.3	7.6	170

Source: Data Mining Inc. Superdemographics 2016

# Iroquois Falls Community Profile 2016

## 3.3 Labour Force by Industry

The majority of the labour force in Iroquois Falls is employed in the manufacturing industry accounts for 14.7 % of the labour force compared to 10.5% for Ontario. The percentage of labour force is also higher in Education services 13.4%, retail trade 14.7% and in the health care and social assistance industry 12.7% in Iroquois Falls.

**Table 14: Labour Force by Industry 2016**

	Ontario %	Iroquois Falls %	Iroquois Falls
Total labour force population aged 15 years and over by industry - North American Industry Classification System (NAICS) 2007			2,242
Industry - not applicable	2.7	1.0	17
All industries			2,226
11 Agriculture, forestry, fishing and hunting	1.5	2.0	44
21 Mining, quarrying, and oil and gas extraction	0.4	7.5	168
22 Utilities	0.8	1.7	38
23 Construction	6.2	5.5	122
31-33 Manufacturing	10.5	14.7	328
41 Wholesale trade	4.6	2.2	50
44-45 Retail trade	11.3	14.7	329
48-49 Transportation and warehousing	4.63	4.9	110
51 Information and cultural industries	2.7	0.7	16
52 Finance and insurance	5.5	0.0	0
53 Real estate and rental and leasing	2	1.5	33
54 Professional, scientific and technical services	7.6	3.0	66
55 Management of companies and enterprises	0.1	0.0	0
56 Administrative and support, waste management and remediation services	4.6	1.9	43
61 Educational services	7.5	13.4	298
62 Health care and social assistance	10.4	12.7	282
71 Arts, entertainment and recreation	2.1	1.0	22
72 Accommodation and food services	6.2	5.1	114
81 Other services (except public administration)	4.4	1.8	39
91 Public administration	6.9	5.5	122

Source: Data Mining Inc. Superdemographics 2016



# Iroquois Falls Community Profile 2016

## 3.4 Place of Work

The following two tables provide information on persons reporting a “usual place of work other than in their home or outside of Canada”, and reveal the following regarding labour force commuting:

- The majority of Iroquois Falls residents who work outside of Iroquois Falls commute to work in Timmins;
- The largest number of non-residents commuting to work in Iroquois Falls travel from Timmins;
- 29.1% of the workers living in Iroquois Falls have a usual place of work outside of Iroquois Falls;
- 20.9% of workers declaring a usual place of work in Iroquois Falls live outside of Iroquois Falls.

**Table 15: Where the Iroquois Falls Resident Labour Force Works 2011**

Place of Residence	Total	Male	Female
Iroquois Falls	1135	520	615
Timmins	340	255	85
Black River-Matheson	90	20	65
Cochrane	35	10	25
<b>Total Resident Labour Force</b>	<b>1,600</b>	<b>805</b>	<b>790</b>
<i>Total resident labour force with a usual place of work outside of Iroquois Falls</i>	<i>465</i>	<i>285</i>	<i>175</i>
<i>Percent of residents declaring a place of work outside of Iroquois Falls</i>	<i>29.1%</i>	<i>35.0%</i>	<i>22.2%</i>

Source: Statistics Canada, 2011 National Household Survey, Statistics Canada Catalogue no. 99-012-X2011032.

<https://www12.statcan.gc.ca/nhs-enm/2011/dp-pd/dt-td/Rp-eng.cfm?LANG=E&APATH=3&DETAIL=0&DIM=0&FL=A&FREE=0&GC=0&GID=0&GK=0&GRP=1&PID=106036&PRID=0&PTYPE=105277&S=0&SHOWALL=1&SUB=0&Temporal=2013&THEME=96&VID=0&VNAMEE=&VNAMEF=>

**Table 16: Place of Residence for Persons Working in Iroquois Falls 2011**

Place of Work	Total	Male	Female
Iroquois Falls	1135	520	615
Black River-Matheson	120	70	50
Timmins	125	80	45
Cochrane, Unorganized, North Part, NO	55	30	20
<b>Total workforce working in Iroquois Falls</b>	<b>1,435</b>	<b>700</b>	<b>730</b>
<i>Total non-resident workforce commuting to work to Iroquois Falls</i>	<i>300</i>	<i>180</i>	<i>115</i>
<i>Percent of workers (non-residents) commuting to work to Iroquois Falls</i>	<i>20.9%</i>	<i>25.7%</i>	<i>15.8%</i>

Source: S Statistics Canada, 2011 National Household Survey, Statistics Canada Catalogue no. 99-012-X2011032.

<https://www12.statcan.gc.ca/nhs-enm/2011/dp-pd/dt-td/Rp-eng.cfm?LANG=E&APATH=3&DETAIL=0&DIM=0&FL=A&FREE=0&GC=0&GID=0&GK=0&GRP=1&PID=106036&PRID=0&PTYPE=105277&S=0&SHOWALL=1&SUB=0&Temporal=2013&THEME=96&VID=0&VNAMEE=&VNAMEF=>

# Iroquois Falls Community Profile 2016

## 3.5 General Wages by Occupation

The following table indicates a sampling of the general wage rates for occupations in Northeastern Ontario.

**Table 17: Wage Rates by Occupation 2016**

Occupation (NOC)	Wages			Reference Period
	Low	Median	High	
<b>Management occupations</b>				
Senior Managers - Health, Education, Social and Community Services (NOC 0014-0)	35.70	48.08	86.54	2013-2014
School Principals and Administrators of Elementary and Secondary Education (NOC 0313-0)	26.28	48.08	60.10	2013-2014
Retail Trade Managers (NOC 0621-0)	14.00	24.04	48.08	2013-2014
<b>Business, Finance and Administration Occupations</b>				
Executive Assistants (NOC 1222-B)	17.31	26.44	37.36	2013-2014
General Office Clerks (NOC 1411-C)	11.25	18.00	29.33	2013-2014
Customer Service Representatives - Financial Services (NOC 1433-C)	11.25	14.80	22.79	2013-2014
Administrative Clerks (NOC 1441-C)	13.50	22.86	33.33	2013-2014
Mail, Postal and Related Clerks (NOC 1461-C)	11.25	21.00	27.00	2013-2014
<b>Natural and Applied Sciences and Related Occupations</b>				
Civil Engineers (NOC 2131-A)	25.00	39.00	57.69	2013-2014
Mechanical Engineers (NOC 2132-A)	23.08	37.02	57.44	2013-2014
Electrical and Electronics Engineers (NOC 2133-A)	21.15	37.98	60.00	2013-2014
Forestry Technologists and Technicians (NOC 2223-B)	17.00	22.67	28.00	2013-2014
Civil Engineering Technologists and Technicians (NOC 2231-B)	16.00	27.40	44.62	2013-2014
Mechanical Engineering Technologists and Technicians (NOC 2232-B)	18.45	29.28	43.36	2013-2014
Electrical and Electronics Engineering Technologists and Technicians (NOC 2241-B)	18.76	35.77	54.57	2011
<b>Health Occupations</b>				
Registered Nurses (NOC 3152-A)	23.00	34.36	44.00	2013-2014
Medical Laboratory Technicians (NOC 3212-B)	13.00	22.00	39.25	2013-2014
Dental Hygienists and Dental Therapists (NOC 3222-B)	24.00	34.29	45.00	2013-2014
Ambulance Attendants and Other Paramedical Occupations (NOC 3234-B)	21.88	36.00	43.27	2013-2014
Dental Assistants (NOC 3411-C)	14.00	19.00	26.00	2013-2014
Other Assisting Occupations in Support of Health Services (NOC 3414-C)	12.00	17.00	27.20	2013-2014
<b>Occupations in Social Science, Education, Government Service and Religion</b>				
Secondary School Teachers (NOC 4141-A)	27.14	45.05	52.03	2013-2014
Elementary School and Kindergarten Teachers (NOC 4142-A)	22.10	43.59	51.98	2013-2014
Probation and Parole Officers and Related Occupations (NOC 4155-A)	27.69	36.92	42.82	2013-2014
Community and Social Service Workers (NOC 4212-B)	12.54	22.32	34.07	2013-2014
Early Childhood Educators and Assistants (NOC 4214-B)	13.00	17.00	26.00	2013-2014
<b>Occupations in Art, Culture, Recreation and Sport</b>				
Library and Archive Technicians and Assistants (NOC 5211-B)	12.66	21.58	30.25	2013-2014

# Iroquois Falls Community Profile 2016

<b>Sales and Service Occupations</b>				
Retail Trade Supervisors (NOC 6211-B)	11.25	15.00	26.44	2013-2014
Food and Beverage Servers (NOC 6453-C)	11.25	11.25	11.95	2013-2014
Correctional Service Officers (NOC 6462-C)	24.23	32.00	36.71	2013-2014
Cashiers (NOC 6611-D)	11.25	11.25	12.10	2013-2014
Service Station Attendants (NOC 6621-D)	11.25	11.25	15.00	2013-2014
Janitors, Caretakers and Building Superintendents (NOC 6663-D)	11.25	17.08	25.00	2013-2014
<b>Trades, Transport and Equipment Operators and Related Occupations</b>				
Electricians (Except Industrial and Power System) (NOC 7241-B)	14.00	28.00	40.00	2013-2014
Electrical Power Line and Cable Workers (NOC 7244-B)	16.00	30.00	43.00	2013-2014
Plumbers (NOC 7251-B)	14.00	24.00	40.00	2013-2014
Steamfitters, Pipefitters and Sprinkler System Installers (NOC 7252-B)	18.50	32.00	40.76	2013-2014
Welders and Related Machine Operators (NOC 7265-B)	15.00	22.00	34.00	2013-2014
Carpenters (NOC 7271-B)	15.00	22.00	35.00	2013-2014
Construction Millwrights and Industrial Mechanics (Except Textile) (NOC 7311-B)	18.00	30.00	39.00	2013-2014
Heavy-Duty Equipment Mechanics (NOC 7312-B)	17.00	27.93	35.00	2013-2014
Refrigeration and Air Conditioning Mechanics (NOC 7313-B)	15.00	27.00	43.00	2013-2014
Machine Fitters (NOC 7316-B)	22.93	31.60	43.66	2011
Stationary Engineers and Auxiliary Equipment Operators (NOC 7351-B)	17.00	30.00	43.59	2013-2014
Truck Drivers (NOC 7411-C)	12.00	20.00	29.83	2013-2014
Heavy Equipment Operators (Except Crane) (NOC 7421-C)	15.00	23.50	31.82	2013-2014
Construction Trades Helpers and Labourers (NOC 7611-D)	12.00	17.77	25.00	2013-2014
<b>Occupations Unique to Primary Industry</b>				
Supervisors, Mining and Quarrying (NOC 8221-B)	22.00	32.80	60.00	2013-2014
Underground Production and Development Miners (NOC 8231-B)	18.00	30.00	40.87	2013-2014
Logging Machinery Operators (NOC 8241-B)	19.00	23.00	27.70	2013-2014
General Farm Workers (NOC 8431-C)	11.25	14.75	20.00	2013-2014
Mine Labourers (NOC 8614-D)	17.00	22.01	38.49	2013-2014
<b>Occupations Unique to Processing, Manufacturing and Utilities</b>				
Supervisors, Forest Products Processing (NOC 9215-B)	16.75	26.67	40.87	2013-2014
Machine Operators, Mineral and Metal Processing (NOC 9411-C)	17.41	25.00	34.00	2013-2014
Metalworking Machine Operators (NOC 9514-C)	12.00	18.00	25.19	2013-2014
Labourers in Mineral and Metal Processing (NOC 9611-D)	14.00	20.60	27.91	2013-2014
Other Labourers in Processing, Manufacturing and Utilities (NOC 9619-D)	11.25	12.00	23.00	2013-2014

Source: [http://www.jobbank.gc.ca/LMI\\_report\\_area.do?&area=6363&reportOption=wage](http://www.jobbank.gc.ca/LMI_report_area.do?&area=6363&reportOption=wage) (Labour Force Survey - Statistics Canada - 2013-2014 Employment Insurance Data 2013-2014 National Household Survey 2011)

## 4 Key Industries

### 4.1 Largest Employers

**Table 18: Largest Private Sector Employers 2016**

Name	Year Established	Product or Service	Sector	No. of Employees (FT over 30 hrs.)	No. Employees (PT under 30 hrs.)
Iroquois Falls Power Corp	1997	Steam/ Electricity	Energy	21	1
Community Living	1962	Service	Service	27	29
Iroquois Falls Foodland	1975	Grocery	Retail	16	26
Seguin's Valu-Mart	1987	Grocery	Retail	8	32
Tim Hortons	1995	Restaurant	Retail	26	7
Royal Bank of Canada	1919	Financial	Bank	6	2
Rexall		Service	Retail	3	8

Source: Ellis Management Services

**Table 19: Largest Public Sector Employers 2016**

Name	Sector	No. of Employees (FT over 30 hours)	No. of Employees (PT under 30 hours)
Monteith Correctional Complex	Provincial Government	122	26
Anson General Hospital & South Centennial Manor	Health Care	45	27
Town of Iroquois Falls	Municipal Government	33	29
	Public Service	44	32
Conseil scolaire public du Nord-Est de L'Ontario	Education	23	3
District School Board Ontario Northeast	Education	63	3
Conseil Scolaire Catholique de District des grandes rivières	Education	29	2
Northeastern Catholic District School Board	Education	16	4
Ontario Provincial Police	Service	14	1
Canada Post Corporation	Service	3	5

Source: Ellis Management Services

## 5 Transportation Facilities

### 5.1 Highways

Major arterial highways serving the region:

- Municipal Road runs west-east and links Iroquois Falls west to Highway 11 and east to Highways 577 & 578.
- The Trans-Canada Highway 11 runs north-south and links Iroquois Falls north to Cochrane, south to Kirkland Lake.
- The nearest four lane Highway is Highway 400 near Parry Sound. It is approximately 478 km from Iroquois Falls and runs northwest to southeast into Toronto.

**Table 20: Distance to Urban Centres**

Distance to Major Urban Centres		
	Km	Miles
Alliston	618	384
Hamilton	685	426
Ingersoll	795	494
Kingston	790	491
Kitchener/Waterloo	746	464
London	830	516
Montreal	818	508
North Bay	333	207
Ottawa	689	428
St. Catharines	767	476
Sault Ste. Marie	571	354
Sudbury	365	226
Thunder Bay	779	484
Toronto	674	418
Windsor	1007	625

Source: [bing.com/maps](http://bing.com/maps)

## Iroquois Falls Community Profile 2016

**Table 21: Distance to Major US Border Crossings**

Distance to Border Crossings		
	<b>Km</b>	<b>Miles</b>
Massena/Cornwall	787	489
Ogdensburg/Prescott	755	469
Alexandria Bay/Ivy Lea	813	505
Lewiston/Queenston	784	489
Niagara Falls/Niagara Falls	784	489
Buffalo/Fort Erie	802	498
Detroit/Windsor	1007	625
Port Huron/Sarnia	928	576
Sault Ste. Marie/Sault Ste. Marie	571	354
Grand Portage/Thunder Bay	780	485
International Falls/Fort Frances	1107	688
Baudette/Rainy River	1197	743

Source: bing.com/maps

## 5.2 Rail Service

Iroquois Falls is well serviced with rail. Rail is available directly to the core of the community; essential for providing accessibility to North American markets. The rail runs along the Trans-Canada Highway 11 corridor and along the Municipal Road to Iroquois Falls. Ontario Northland operates 7 days per week and has a commission yard at Porquis Junction.

### ***Ontario Northland***

555 Oak Street East

North Bay, ON

P1B 8L3

Phone: 705-472-4500 or 1.800.363.7512 ext. 262

Fax: 705-476-5598

Email: [info@ontarionorthland.ca](mailto:info@ontarionorthland.ca)

Web: [www.ontarionorthland.ca](http://www.ontarionorthland.ca)

System map: <http://ontarionorthland.ca/en/service-map#service-freight>

Ontario Northland is primarily engaged in providing rail freight services for the transportation of mineral and forest products, chemicals, petroleum and other products to and from northeastern Ontario and northwestern Quebec. In addition to rail freight, Ontario Northland operates express freight services between Cochrane and Moosonee.

Most carload freight shipments are moved on regularly scheduled freight trains connecting with other Canadian railways: Canadian National (CN) and CP Rail System (CPRS). Ontario Northland is part of a North American network of railways providing freight services to and from locations throughout North America, including import/export traffic from seaports. Special train movements for heavy or dimensional loads are also handled by Ontario Northland.

### ***Intermodal Facilities***

The nearest intermodal terminal is located in Toronto.

Airport Road & Intermodal Drive

76 Intermodal Drive

Brampton, ON

L6T 5K1

Telephone: 1-888-668-4626

Email: [sales@cn.ca](mailto:sales@cn.ca)

Web: <http://www.cn.ca/en/shipping-how-intermodal-terminals.htm>

## 5.3 Airports

### ***Iroquois Falls Municipal Airport***

8245 Highway 11  
Iroquois Falls, ON P0K 1G0  
Phone: 705-232-6361  
Fax: 705-232-4241  
Email: [moussear@iroquoisfalls.com](mailto:moussear@iroquoisfalls.com)  
Web: <http://www.iroquoisfalls.com/content/airport>

Iroquois Falls Municipal Airport is a year-round operation with no scheduled service or fuel sales. The airport has three runways with a fully lit 4000 foot (1218.9 metres) paved landing strip, two gravel cross landing strips and one terminal building. The paved landing strip is maintained and open year round. There are also hangars on site. The current users include medical transfers, private users and local air cadets /flying club.

### ***Timmins Victor M. Power Airport (Domestic Airport)***

Timmins, ON P4N 1B3  
Phone: 705-360-2636 Security: 705-360-2637  
Fax: 705-360-2675  
Email: [airport@timmins.ca](mailto:airport@timmins.ca)  
Web: <http://portal.timmins.ca/portal/en/timmins/residents/airport>

Timmins Airport is one of the largest airports in Northern Ontario. The Airport is a convenient gateway to Toronto and northern communities. The airport serves as an administration and maintenance centre for Air Creebec; a base for recreational, business and private operators. It also serves as a flight training centre, an aircraft maintenance and emergency medical transportation hub.

The Ministry of Natural Resources uses the airport as a district base for fighting forest fires. The Timmins Airport is also a growing hub for air cargo. Serving more than 100,000 passengers annually, the Timmins Airport is approximately 11 kilometers north of the city business district. The airport has two runways (main runway is 6,000 feet and secondary runway is 4,900 feet), a flight service station, precision landing aids and a 24 hour weather reporting operation. Esso fueling stations are located at the airport for full aviation and aircraft servicing requirements.

The Timmins Airport serves a much larger market than the City of Timmins. Based on its strategic location in the heart of Northeastern Ontario, Timmins has become the focal point for transportation and communications as well as some government services for the region. Timmins is a hub airport serving the air traveler and cargo needs of an encompassing market area of 160,000 people.



## Iroquois Falls Community Profile 2016

**Table 22: Airlines for Timmins Airport 2016**

Airlines	Destinations	
<b>Air Canada</b> Website: Aircanada.com Flight arrivals/departure information call: 1-888-422-7533 Reservations & tickets call: 1-888-247-2262	Toronto-Pearson	6 flights daily Sun. to Fri. and 5 flights on Sat.
<b>Air Creebec Inc.</b> Connector flight to Air Ontario and Air Canada. Charter Information: 705-264-9521 ext.113 Reservations: 1-800-567-6567. Website: www.aircreebec.ca	Kapuskasing, Moosonee, Fort Albany, Kashechewan, Attawapiskat, Peawanuck, Waskaganish	2 Daily flights
<b>Bearskin Airlines</b> Commuter airline offering 150 departures & 35 destinations. Connections to North Bay & Ottawa via Sudbury. Website: www.bearskinairlines.com Toll free: 1-800-465-5039	Sudbury to Sault. Ste. Marie and Thunder Bay	3 flights daily Mon. to Fri.
<b>Porter Airlines</b> Flights to Toronto & North Bay. Connections to Ottawa, Montreal, Quebec City, Moncton, Halifax, St. John's, Thunder Bay, Sault Ste. Marie, Sudbury, Timmins, Windsor, New York (Newark), Chicago (Midway), Boston (Logan), and has seasonal flights to Mt. Tremblant, Que., Myrtle Beach, S.C., and Burlington, Vt. Website: www.flyporter.com Toll free: 1-888-619-8622	Toronto          North Bay	4 flights daily Mon. to Fri. 3 Flights Sun. 2 Flights Sat.          1 flight daily

Source: <http://www.timmins.ca/residents/airport>, [www.porter.com](http://www.porter.com)

**Toronto Pearson International Airport**

Greater Toronto Airports Authority  
 Toronto Pearson International Airport  
 PO Box 6031, 3111 Convair Drive  
 Toronto AMF, ON L5P 1B2  
 GTAA Administration Phone: 416- 776-3000  
 Customer Service Terminal 1 and 3: Toll Free: 1-866-207-1690  
 Web: [torontopearson.com](http://torontopearson.com)

Toronto Pearson International Airport is Canada's largest and busiest airport, in Canada's largest and busiest city. The airport is the hub for some 400,000 plus flights a year, over 38.6 million passengers annually and 180 destinations around the globe. Over 65 airlines operate out of Toronto Pearson, either with direct flights or as a codeshare or partner with other carriers Pearson is a major international airport serving Toronto, Ontario, Canada, situated 27 km (17 mi) northwest of Downtown Toronto in the city of Mississauga. It is 673 km from the Town of Iroquois Falls. It has 5 major runways and with the longest runway being 11,120 feet with 30 taxiways. Toronto Pearson has handled 448,000 metric tonnes of cargo and has 1.2 million square feet of warehouse space.

### ***Billy Bishop Toronto City Airport***

2 Eireann Quay, Toronto ON M5V 1A1

Phone: 416-203-6942

Fax: 416-203-6741

Web: <http://www.porttoronto.com/Airport.aspx>

Billy Bishop Airport is owned and operated by Ports Toronto and is Canada's ninth busiest airport welcoming more than 2.4 million business and leisure travellers each year. The international gateway provides service to 24 cities in Canada and the U.S., with connections to more than 80 international destinations. The airport is located on an island in Toronto Harbour.

## **5.4 Bus**

### ***Ontario Northland***

555 Oak Street East

North Bay, Ontario P1B 8L3

Web: [OntarioNorthland.ca](http://OntarioNorthland.ca)

General Inquiries: 705-472-4500

Toll Free: 1-800-363-7512 ext. 0

Fax: 705-476-5598

Email: [info@ontarionorthland.ca](mailto:info@ontarionorthland.ca)

The Ontario Northland Transportation Commission (Ontario Northland) is an Agency of the Province of Ontario that provides efficient and vital transportation services to Northeastern Ontario to over 275,000 passengers each year. Ontario Northland ships over 32,000 carloads of freight connecting Northeastern Ontario to national and international markets, transport 60,000 passengers via train, 300,000 packages, 3000 car loads of freight, and 2000 vehicles.

### ***Ontario Northland - Iroquois Falls Chamber of Commerce Bus Depot***

723 Synagogue Avenue

P.O. Box 520

Iroquois Falls, ON P0K1G0

Phone: 705-232-4656

Web: [www.iroquoisfallschamber.com](http://www.iroquoisfallschamber.com)

### ***Greyhound Lines Canada***

Greyhound Canada Transportation Corp.  
1111 International Blvd, Ste. 700  
Burlington, Ontario L7L 6W1  
Web: [www.greyhound.ca](http://www.greyhound.ca)

Fare and schedule information: 1-800-661-TRIP (8747)  
Email: [Canada.info@greyhound.ca](mailto:Canada.info@greyhound.ca)

Commercial Services & Corporate Travel: 1-866-562-1321  
E-mail: [Commercial.Sales@greyhound.com](mailto:Commercial.Sales@greyhound.com)

Greyhound Canada is the largest provider of intercity bus transportation in Canada, serving nearly 1,100 locations. It has become an icon of bus travel, providing safe, enjoyable and affordable travel to 6.5 million passengers each year. Greyhound has interline partnerships with a number of independent bus lines across Canada. These bus companies provide complementary service to Greyhound Canada's existing schedules and link to many of the smaller towns in Greyhound Canada's national route system.

## 6 Taxes and Utilities

### 6.1 Local Property Tax Rates

**Table 23: Local Property Tax Rates 2015**

Property Class	Total Tax Rates (%)
Residential	2.305241
Multi-Residential	5.045415
Commercial	5.180260
Industrial	4.869824
Large Industrial	9.674021
Pipeline	3.845123
Farm	0.576310
Managed Forests	0.576310
Commercial Excess Land (30%)	3.626182
Commercial Vacant Land (30%)	3.626182
Industrial Excess Land (35%)	3.165386
Industrial Vacant Land (35%)	3.165386
Large Industrial Excess Land (35%)	6.288114
Large Industrial Vacant Land (35%)	6.288114

Source: Town of Iroquois Falls <https://iroquoisfalls.civicweb.net/filepro/documents/3338?preview=3869>

# Iroquois Falls Community Profile 2016

## 6.2 Federal and Provincial Income Tax Rates

**Table 24: Corporate Taxes – Non-Canadian Controlled Effective January 1, 2016 and 2017**

	Manufacturing & Processing Income	Active Business Income	Investment Income
<b>Federal Rates</b>			
General corporate rate	38.0%	38.0%	38.0%
Federal abatement	(10.0)	(10.0)	(10.0)
	28.0	28.0	28.0
M&P deduction	(13.0)	(0.0)	(0.0)
Rate Deduction	0.0	(13.0)	(13.0)
	15.0	15.0	15.0
<b>Provincial Rate</b>			
Ontario	10.0	11.5	11.5

Source: <http://www.kpmg.com/Ca/en/IssuesAndInsights/ArticlesPublications/TaxRates/Federal-Provincial-Territorial-Tax-Rates-for-Income-Earned-Gen-Corp-2016-2017.pdf>

**Table 25: Corporate Taxes –Canadian Controlled Effective January 1, 2016 and 2017**

	Small Business Income up to \$500,00	Active Business Income	Investment income
<b>Federal Rates</b>			
General corporate rate	38.0%	38.0%	38.0%
Federal abatement	(10.0)	(10.0)	(10.0)
	28.0	28.0	28.0
Small business deduction	(17.5)	0.0	0.0
Rate reduction	0.0	(13.0)	0.0
Refundable tax	0.0	0.0	10.7
	10.5	15	38.7
<b>Provincial Rate</b>			
Ontario	4.5	11.5	11.5

Source: <http://www.kpmg.com/Ca/en/IssuesAndInsights/ArticlesPublications/TaxRates/Federal-Provincial-Territorial-Tax-Rates-for-Income-Earned-CCPC-2016-2017.pdf>

**Table 26: Sales Tax 2016**

Sales Tax	Before July 1, 2010	2016
GST (goods and services tax)	5%	
PST (provincial sale tax or retail sales tax)	8%	
HST (harmonized sales tax)		13%

Source: <http://www.cra-arc.gc.ca/tx/bsnss/tpcs/gst-tps/rtg-eng.html>

## 6.3 Electricity

There are two local distributors of electricity in Iroquois Falls - Hydro One and Northern Ontario Wires Inc. The Town is serviced by Northern Ontario Wires and Hydro One services the rural areas.

Service Provider: Northern Ontario Wires Inc.  
 153 6<sup>th</sup> Avenue  
 P.O. Box 640  
 Cochrane, ON  
 P0L 1C0  
 Phone: 705-272-6669  
 Toll Free: 1-800-619-6722  
 Fax: 705-272-3015  
 Web: <http://www.northernontariowires.com/>

Iroquois Falls is served by Northern Ontario Wires Inc. which also serves Cochrane and Kapuskasing. As a Local Distribution Company (LDC), Northern Ontario Wires Inc. owns and operates the electricity infrastructure. NOW Inc. currently serves over 6000 customers and maintains approximately 27 km of distribution line infrastructure.

**Table 27: Northern Ontario Wires Residential Rates**

Item	Description	Cost	Comments
Electricity	First 1000 kWh	\$0.0990	adjusted usage = total
	Remainder kWh	\$0.1160	kWh x 1.07130
Delivery Charges	Distribution Charge	\$0.0154	x actual kWh
	Low Voltage Service Rate	\$0.0013	x actual kWh (used to be included in distribution rate)
	Transmission Connection Service	\$0.0026	adjusted usage
	Transmission Network Service	\$0.0061	adjusted usage
	Rate Rider Global Adj. Non-RPP	\$0.0028	x actual kWh
	Rate Rider Deferral/ Variance	\$(0.0056)	x actual kWh
	Service Charge	\$20.35	per month
	Rate Rider Stranded Meter Assets	\$1.60	per month
	Smart Meter Entity Charge	\$0.79	per month
	Smart Meter Funding (up to Apr 30/14)	\$7.38	per month
Regulatory Charges	Standard Service Supply	\$0.25	per month
	Wholesale Market Service/ Rural Rate	\$0.0057	adjusted usage
	Debt Retirement	\$0.0070	x actual kWh usage

Source: <http://www.northernontariowires.com/>

## Iroquois Falls Community Profile 2016

**Table 28: Northern Ontario Commercial GS<50 kW Rates**

Item	Description	Cost	Comments
Electricity	First 750 kWh	\$0.0990	adjusted usage = total
	Remainder kWh	\$0.1160	kWh x 1.0713
Delivery Charges	Distribution Charge	\$0.0150	x actual kWh
	Low Voltage Service Rate	\$0.0012	x actual kWh (used to be included in distribution rate)
	Transmission Connection Service	\$0.0024	adjusted usage
	Transmission Network Service	\$0.0057	adjusted usage
	Rate Rider Global Adj. Non-RPP	\$0.0028	x actual usage
	Rate Raider Deferral/ Variance	\$-(0.0050)	x actual kWh
	Service Charge	\$26.79	per month
	Smart Meter Entity Charge	\$0.79	per month
	Rate Rider Stranded Meter Assets	\$7.94	
	Smart Meter Funding (up to Apr 30/14)	\$11.59	per month
Regulatory Charges	Standard Service Supply	\$0.25	per month
	Wholesale Market Service	\$0.0056	adjusted usage
	Debt Retirement	\$0.0070	x actual kWh usage

Source: <http://www.northernontariowires.com/>

**Table 29: Northern Ontario Commercial GS>50 kW Rates**

Item	Description	Cost	Comments
Electricity	WAP Rates/ RPP		Weighted Average Price - Market Rates (ajd. kWh)
Delivery Charges	Distribution Charge	\$0.8698	x actual kW / va
	Low Voltage Service Rate	\$0.4340	x actual kW / va
	Transmission Connection Service	\$0.9356	x actual kW / va
	Transmission Network Service	\$2.2973	x actual kW / va
	Rate Rider Global Adj. Non-RPP	\$0.8259	x actual kW / va
	Rate Rider Deferral/ Variance	\$-(1.6670)	x actual kW / va
	Service Charge	\$181.61	per month
Regulatory Charges	Standard Service Supply	\$0.25	per month
	Wholesale Market Service	\$0.0056	adjusted usage
	Debt Retirement	\$0.007	x actual kWh usage

Source: <http://www.northernontariowires.com/>

# Iroquois Falls Community Profile 2016

Service Provider: Hydro One  
 Phone: 1-888-664-1122  
 Web: <http://www.hydroone.com>

**Table 30: Hydro One Small Business Electricity Rates (kWh) -Less than 50 kW per month**

General Service Energy-billed	General Service - Urban Energy	General Service - Energy
<b>Electricity - up to 250,000 kWh/year:</b>		
<b>Time-of-Use Prices (as of Nov. 1, 2015)</b>		
Off-Peak	8.3 ¢	8.3¢
Mid-Peak	12.8¢	12.8¢
On-Peak	17.5¢	17.5¢
<b>RPP Tiered Prices (as of Nov. 1, 2015)</b>		
- First 750 kWh per month (adjusted usage - ¢/kWh)	9.9¢	9.9¢
- Additional kWh (adjusted usage - ¢/kWh)	11.6¢	11.6¢
<b>Delivery: (as of Jan. 1, 2016)</b>		
- Distribution service charge (\$/month)	\$23.84	\$29.46
- Distribution volume charge (metered usage ¢/kWh)	2.50¢	5.65¢
- Transmission network charge (adjusted usage - ¢/kWh)	0.61¢	0.57¢
- Transmission connection charge (adjusted usage - ¢/kWh)	0.38¢	0.36¢
- Smart meter entity charge (\$/month)	\$0.79	\$0.79
- Line loss adjustment factor	1.067	1.096
<b>Regulatory charges:</b>		
- Standard supply service administration charge (\$/month)	\$0.25	\$0.25
- Rural rate protection charge (adjusted usage - ¢/kWh)	0.13¢	0.13¢
- Wholesale market service rate (adjusted usage - ¢/kWh)	0.36¢	0.36¢
- Ontario electricity support program charge (adjusted usage - ¢/kWh)	0.11¢	0.11¢
<b>Debt retirement charge (metered usage - ¢/kWh):</b>	<b>0.70¢</b>	<b>0.70¢</b>

Source: [www.hydroone.com/MyBusiness/MyAccount/MyBillExplained/Pages/SmallBusinessDeliveryRates.aspx](http://www.hydroone.com/MyBusiness/MyAccount/MyBillExplained/Pages/SmallBusinessDeliveryRates.aspx)



## Iroquois Falls Community Profile 2016

**Table 31: Hydro One Small Business Electricity Rates-kWh & kW-More than 50 kW per month**

General Service Energy-billed (50 kW and above)	General Service - Urban Energy	General Service - Energy
<b>Electricity - up to 250,000 kWh/year:</b>		
<b>Time-of-Use Prices (as of Nov. 1, 2015)</b>		
Off-Peak	8.3¢	8.3¢
Mid-Peak	12.8¢	12.8¢
On-Peak	17.5¢	17.5¢
<b>RPP Tiered Prices (as of Nov. 1, 2015)</b>		
- First 750 kWh per month (¢/kWh)	9.9¢	9.9¢
- Additional kWh (¢/kWh)	11.6¢	11.6¢
<b>Electricity - over 250,000 kWh/year with an interval meter (¢/kWh):</b>		
Hourly Ontario energy price (HOEP) or retail contract plus Global Adjustment		
<b>Electricity - over 250,000 kWh/year with a conventional meter (¢/kWh):</b>		
Weighted average hourly spot market price (WAHSP) or retail contract plus Global Adjustment		
<b>Delivery (as of Jan 1, 2016):</b>		
- Distribution service charge (\$/month)	\$102.71	\$105.92
- Distribution volume charge (billed demand - \$/kW)	\$8.5438	\$15.0215
- Transmission network charge (billed demand - \$/kW)	\$2.0450	\$1.6583**
- Transmission connection charge (billed demand - \$/kW)	\$1.3278	\$1.0912**
- Line loss adjustment factor	1.050	1.061
<b>Regulatory charges (as of Jan. 1, 2016):</b>		
- Standard supply service administration charge (\$/month) <sup>4</sup>	\$0.25	\$0.25
- Rural rate protection charge (adjusted usage - ¢/kWh)	0.13¢	0.13¢
- Wholesale market service rate (adjusted usage - ¢/kWh)	0.36¢	0.36¢
- Ontario electricity support program change (adjusted usage - ¢/kWh)	0.11¢	0.11¢
<b>Debt retirement charge (metered usage - ¢/kWh)</b>	<b>0.70¢</b>	<b>0.70¢</b>

Source: [www.hydroone.com/MyBusiness/MyAccount/MyBillExplained/Pages/SmallBusinessDeliveryRates](http://www.hydroone.com/MyBusiness/MyAccount/MyBillExplained/Pages/SmallBusinessDeliveryRates).

## Iroquois Falls Community Profile 2016

**Table 32: Hydro One Residential Rates**

Season	Dates	Rates
Winter	Nov. 1 to April 30/16	Up to 1,000 kWh = 9.9 ¢/kWh More than 1,000 kWh = 11.6 ¢/kWh
Summer	May 1 to Oct. 31/15	Up to 600 kWh = 9.4 ¢/kWh More than 600 kWh = 11.0 ¢/kWh

Delivery Rates	Urban High Density	Medium Density	Low Density
Distribution service charge (\$ / month)	\$22.86	\$30.88	\$43.32*
Distribution volume charge (metered usage - ¢ / kWh)	1.60 ¢	2.98 ¢	4.27 ¢
Transmission connection charge (adjusted usage - ¢ / kWh)	0.49 ¢	0.48 ¢	0.46 ¢
Transmission network charge (adjusted usage - ¢ / kWh)	0.69 ¢	0.68 ¢	0.65 ¢
Smart metering entity charge <sup>3</sup> (\$ / month)	\$ 0.79	\$ 0.79	\$ 0.79
Adjustment Factor	1.057	1.076	1.105

Source: <http://www.hydroone.com/MyHome/MyAccount/UnderstandMyBill/Pages/ElectricityRates.aspx>

## 6.4 Natural Gas

Service Provider: Union Gas  
 Phone: 1-877-969-0999  
 Web: [www.uniongas.com](http://www.uniongas.com)

Union Gas Limited is a major Canadian natural gas utility that provides energy delivery and related services to about 1.3 million residential, commercial and industrial customers in over 400 communities in northern, southwestern and eastern Ontario. Union Gas has assets of approximately \$4 billion and employs about 2,200 people. Union Gas is a Spectra Energy Company.

Union Gas distribution service area extends throughout northern Ontario from the Manitoba border to the North Bay/Muskoka area, through southwestern Ontario from Windsor to just west of Toronto, and across eastern Ontario from Port Hope to Cornwall. Union Gas also provides natural gas storage and transportation services for other utilities and energy market participants in Ontario, Quebec and the United States. Union Gas' storage and transmission system forms an important link in the movement of natural gas from Western Canadian and U.S. supply basins to central Canadian and Northeast U.S. markets.

**Table 33: Union Gas - Residential Rates Northern Ontario Rates (Rate 301) January 1, 2016**

Charges	Rates
Gas Used	10.7178 ¢/m <sup>3</sup>
Gas Price Adjustment	-1.4337 ¢/m <sup>3</sup>
Transportation to Union Gas	6.4543 ¢/m <sup>3</sup>
Transportation Price Adjustment	0.0408 ¢/m <sup>3</sup>
Storage	3.9402 ¢/m <sup>3</sup>
Storage Price Adjustment	0.0000 ¢/m <sup>3</sup>
Delivery	8.4779 ¢/m <sup>3</sup>
First 100 m <sup>3</sup>	8.2626 ¢/m <sup>3</sup>
Next 200 m <sup>3</sup>	7.9248 ¢/m <sup>3</sup>
Next 200 m <sup>3</sup>	7.6148 ¢/m <sup>3</sup>
Next 500 m <sup>3</sup>	7.3589 ¢/m <sup>3</sup>
All Over 1,000 m <sup>3</sup>	
Delivery Price Adjustment	-0.2304 ¢/m <sup>3</sup>
Monthly Charge	\$21.00

Source: <https://www.uniongas.com/residential/rates/current-rates/rate-301>

## Iroquois Falls Community Profile 2016

**Table 34: Union Gas - Small Commercial Rates (Rate 310) January 1, 2016**

Monthly Demand Charge	Rates as of January 1, 2016
Gas used	10.7178 ¢/m <sup>3</sup>
Gas Price Adjustment	-1.4337 ¢/m <sup>3</sup>
Transportation (cents/m3)	5.7728 ¢/m <sup>3</sup>
Transportation Price Adjustment	0.0173 ¢/m <sup>3</sup>
Storage (cents/m3)	2.6651 ¢/m <sup>3</sup>
Monthly Delivery Commodity Charge (cents per m3)	
First 1,000 m <sup>3</sup>	6.6653 ¢/m <sup>3</sup>
Next 9,000 m <sup>3</sup>	5.4303 ¢/m <sup>3</sup>
Next 20,000 m <sup>3</sup>	4.8014 ¢/m <sup>3</sup>
Next 70,000 m <sup>3</sup>	4.3434 ¢/m <sup>3</sup>
Over 100,000 m <sup>3</sup>	2.6084 ¢/m <sup>3</sup>
Delivery Price Adjustment	-0.3351 ¢/m <sup>3</sup>
<b>Monthly Charge</b>	<b>\$70.00</b>

Source: <https://www.uniongas.com/business/account-services/myaccount/rates/rate-310>

For large business rates services, please check website:

<https://www.uniongas.com/~media/aboutus/rates/business/rate10.pdf?la=en>

## 6.5 Waste Management

**Table 35: Waste Disposal Site 2016**

Nellie Lake Landfill	1031 Bell Telephone Road, Iroquois Falls, ON. P0K 1G0
Summer Hours	Tuesday to Saturday
April 1 to September 30	10:00 a.m. to 5:00 p.m.
Winter Hours	Tuesday to Saturday
October 1 to March 31	12:00 noon to 5:00 p.m.
*Holiday Closures in effect	

Source: Town of Iroquois Falls By-law No. 3297-15

## 6.6 Water and Sanitary Sewer

**Table 36: Water Rates July 1, 2015**

Water Rates	
Metered Rate	\$1.50 cubic metre
Fixed Monthly Charge - service size less than 1½ inches	\$23.00
Fixed Monthly Charge– service 1½ inches	\$85.00
Fixed Monthly Charge- service 2 inches	\$115.00
Fixed monthly Charge – service 3 inches	\$230.00

Source: <https://iroquoisfalls.civicweb.net/document/3961/3295-15%20To%20Impose%20Water%20Service%20Fees%20and%20Charges.pdf?handle=02588EC78B304CEB89A4771D696EF126>  
By-Law No. 3295-15

**Table 37: Sewer Rates July 1, 2015**

Sewage Service Rates	
Variable Charge	\$1.00 per cubic metre of water consumed or billed
Fixed Monthly Charge - service size less than 1½ inches	\$20.00
Fixed Monthly Charge– service 1½ inches	\$50.00
Fixed Monthly Charge- service 2 inches	\$75.00
Fixed monthly Charge – service 3 inches	\$150.00

Source: <https://iroquoisfalls.civicweb.net/document/3962/3296-16%20To%20Impose%20Sewage%20Service%20Fees%20and%20Charges.pdf?handle=CBA78B5CB54C4D95A5B52BE501A1AEB3>  
By-law No. 3296/15

## 6.7 Communications Infrastructure

**Table 38: Communications Infrastructure**

Service	Name of the Company
Telephone (landline) Service Providers	Northern Tel – a division of Bell Aliant Ontera – A division of Bell Aliant
Internet Providers	Ontera – a division of Bell Aliant Bell Canada Northern Tel – a division of Bell Aliant
Wireless internet	Vianet
Fibre	Ontera (contact directly for information)
Cable/Satellite TV Providers	Cable 12 TV, Bell, Shaw, East Link
Local Cell phone Coverage/Providers	Bartel Systems Bell Canada Telus Rogers

***Ontera (a division of Bell Aliant)***

Servicing 258 internet and telephone  
555 Oak Street East  
North Bay, ON P1B 8L3  
Toll Free: 1-888-566-8372  
Fax: 705-495-2025  
Web: <http://www.ontera.ca>

***Northern Tel (a division of Bell Aliant)***

850, Birch Street South  
P.O. Box 1110  
Timmins, ON P4N 7J4  
Toll Free: 1-800-360-8555  
Web: <http://www.northerntel.ca/>

***East Link***

1500 Riverside Drive  
Timmins, ON P4R 1A1  
Toll Free: 1-888-345-1111  
Web: [www.eastlink.ca](http://www.eastlink.ca)

***Vianet***

361 Algonquin Blvd. West  
Timmins, ON P4N 2S3  
Toll Free: 1-800-788-0363  
Phone: 705-269-9996  
Web: [www.vianet.ca](http://www.vianet.ca)

### ***Bell Canada***

Bell Canada provides local and long distance phone service, wireless voice and data services, internet access, satellite television, and a host of other solutions and services to Canadian homes and businesses.

Toll Free: 866-301-1942

Toll Free: 310-BELL (2355)

Web: <http://www.bell.ca>

### ***Bartel Systems***

1012 Cameron Avenue

Iroquois Falls, ON P0K 1E0

Phone: 705-232-4975

## 7 Building and Development Related Fees

### 7.1 Development Related Fees

**Table 39: Development-related Application Fees 2016**

Application	Fee Amount	Approximate approval time required
Building Permits	\$25 for the 1st 1000, \$2.00 per 1000 after	1 day
Demolition Fees	\$25	N/A
Consent Application	\$150	N/A
Deeming By-Law Application*	\$250	N/A
Minor Variance Application	\$500	N/A
Official Plan Amendment Application	\$800	N/A
Zoning By-Law Amendment Application	\$500	

Source: Town of Iroquois Falls By-Law No. 3331-15

### 7.2 Development Charges

There are no development charges.

### 7.3 Business Licenses

A flat fee of \$100 is levied for business (commercial, industrial and office), transient trader or hawkers and peddlers license.

Phone: 705-232-6361

Fax: 705-232-4241

Email: [moussear@iroquoisfalls.com](mailto:moussear@iroquoisfalls.com)



## 8 Industrial Parks

### 8.1 Industrial Parks

Riversedge Developments has partnered with the Town of Iroquois Falls Ontario to realize the development potential of the former Resolute Forest Products Paper Mill properties in Iroquois Falls.

Built on the banks of the Abitibi River in 1912 by Frank Anson as the Abitibi Power and Paper Company, the properties will be redeveloped as Abitibi Banks through the newly formed Abitibi's Riversedge Inc., a project specific company supported by the award winning project management firm MHPM.

The first phase of restoration for the Abitibi Riversedge project is to prepare the site to attract new industrial users. There are currently eighty acres of available property as part of the project. Riversedge is also exploring the viability of rail access & distribution facilities through the intermodal building.

Riversedge Developments  
Justus Veldman, CEO  
105 Bruce Street  
Sault Ste. Marie, Ontario Canada P6A 2 X6  
Phone: (705) 251-6776 x 1000  
Email: [info@riversedgedevelopments.com](mailto:info@riversedgedevelopments.com)  
Web: <http://riversedgedevelopments.com>



Source: Riversedge Development

## 9 Business Support Programs and Services

### 9.1 Government and Business Services

#### ***The Corporation of the Town of Iroquois Falls***

P.O. Box 230  
253 Main Street  
Iroquois Falls, ON P0K 1G0  
Phone: 705-232-6357  
Fax: 705-232-4241  
Email: [mcleanl@iroquoisfalls.com](mailto:mcleanl@iroquoisfalls.com)  
Web: <http://www.iroquoisfalls.ca>

#### ***Service Ontario***

33 Ambridge Drive  
Iroquois Falls, ON P0K 1G0  
Web: <https://www.ontario.ca/welcome-serviceontario>  
Toll Free: 1-877-817-6636  
Phone: 705-232-4001  
Local Services: Business Registrations, Driver and Motor Vehicle Services, Fish and Wildlife Services, Forms and Official Documents, Health Card registration and Mining Claiming Tags.

#### ***Ministry of Northern Development and Mines***

33 Ambridge Drive  
P.O. Box 460  
Iroquois Falls, ON P0K 1G0  
Phone: 705-232-4660  
Fax: 705-232-6553  
Carole Boucher – Northern Development Officer  
Timmins Area Team Regional Economic Development Branch  
Email: [carole.boucher@ontario.ca](mailto:carole.boucher@ontario.ca)  
Web: [www.mndm.gov.on.ca](http://www.mndm.gov.on.ca)

The Ministry of Northern Development and Mines (MNDM) has a Northern Development Officer (NDO) located in Iroquois Falls. The NDO promotes and delivers various programs and services offered by MNDM such as the Northern Ontario Heritage Fund Corporation (NOHFC) programs, Northern Communities Investment Readiness Initiative (NCIR), Trade and Investment Marketing (TIM), Small Business Enterprise Centre (SBEC) and Veterinary Assistance Program (VAP); assists clients through the pre-application process to ensure a successful application by providing advice on their applications; promotes and delivers partner ministry programs and services including but not limited to Ontario Ministry of Agriculture, Food and Rural Affairs (OMAFRA), Ministry of Economic Development, Employment and Infrastructure (MEDEI), Ministry of Tourism, Culture and Sport (MTCS) and Ministry of Aboriginal Affairs (MAA); delivers Local Services Board (LSB) program and provides business planning direction.

## ***Service Canada Outreach – Iroquois Falls***

33 Ambridge Drive

Iroquois Falls, ON P0K 1G0

Phone: 705-232-4001

Scheduled Outreach Sites provide services tailored to the needs of the community (mainly information and transaction support).

10:00 a.m. – 12:00 p.m. and 1:00 p.m. to 3:00 p.m. (monthly basis)

Web: <http://www.servicecanada.gc.ca/cgi-bin/hr-display.cgi?rc=3458s5&ln=eng>

## ***Business Enterprise Centre***

12 Elm Street North

Timmins, ON P4N 3A1

Toll Free: 1-877-470-8332

Email: [bec@timmins.ca](mailto:bec@timmins.ca)

Web: [www.northeastbec.com](http://www.northeastbec.com)

Iroquois Falls Outreach by appointment.

The Business Enterprise Centre (BEC) provides free assistance to entrepreneurs to help them start or grow a business. The BEC serves a territory which extends along the Highway 11 corridor and includes all communities from Hornepayne to Iroquois Falls. Timmins and communities along the James Bay are also part of the Timmins BEC area.

The BEC is an important link to the business community. It focuses on providing support to start-up and existing small and medium enterprises. Entrepreneurs are provided with easy access to business consulting services and information covering management, marketing, registration, technology and financing. The BEC promotes entrepreneurship at all levels, and deliver programs targeted to key areas, including seniors, youth, unemployed, women, aboriginal, etc. Services are designed to create an entrepreneurial culture, with a goal of producing new employment in the region.

Starter Company is a program for Ontario residents aged 18 to 29 who are not attending school full-time. It provides entrepreneurs with access to the tools and resources they need to start, expand, or buy a business. It also allows young entrepreneurs to learn from each other in a friendly, approachable setting, where they can discuss their progress and personal challenges with other individuals in the same situation. Participants have an opportunity to apply for a micro-grant of up to \$5,000.

### **PARO**

PARO Centre for Women's Enterprise is one of Canada's most successful business support and networking organizations. As a not-for-profit social enterprise, we collaborate to empower women, strengthen small business and promote community economic development across the North of Ontario.

#### **Headquarter Office:**

110 - 105 May St. North, Thunder Bay, ON

Phone: (807) 625-0328

Toll-Free: 1-800-584-0252

Fax: (807) 625-0317

Email: info@paro.ca

#### Satellite Office:

26 Pine St. W, Chapleau, ON P0M 1K0

Phone: (705) 860-5601 ext. 5

Cell: (705) 870-0195

Fax: (705) 864-1824

Email: northeast@paro.ca

### **Member of Parliament**

Charlie Angus MP Timmins- James Bay

New Democratic Party

202-60 Wilson Avenue

Timmins ON P4N 2S7

Tel: 705-268-6464

Fax: 705-268-6460

Iroquois Falls Outreach every Thursday 9:00 a.m. to 3:00 p.m.

Appointment Lise Beaulne 705-465-1315

Location: Town of Iroquois Falls 253 Main Street, Iroquois Falls, ON P0K 1G0

### **Member of Provincial Parliament**

John Vanthof, MPP (Timiskaming—Cochrane)

New Democratic Party

Unit 5, Pinewoods Centre

247 Whitewood Avenue

P.O. Box 398

New Liskeard, ON P0J 1P0

Phone: 705-647-5995

Fax: 705-647-1976

Email: jvanthof-co@ndp.on.ca

Iroquois Falls Outreach every Thursday 9:00 a.m. to 3:00 p.m.

Appointment Lise Beaulne 705-465-1315

Location: Town of Iroquois Falls 253 Main Street, Iroquois Falls, ON P0K 1G0

## ***FedNor***

Toll Free: 877-333-6673

Contacts: Kim Lefebvre 705-267-4934 or Stephane Gallant 705-267-4930

FedNor is the Government of Canada's economic development organization for Northern Ontario. Through its programs and services, and through its financial support of projects that lead to job creation and economic growth, FedNor works with businesses and community partners to build a stronger Northern Ontario.

## ***North Claybelt Community Futures Development Corporation***

Phone: 1-888-289-4233

Email: [info@northclaybelt.com](mailto:info@northclaybelt.com)

Web: <http://www.northclaybelt.com/>

North Claybelt is a community-based agency offering financial and counselling assistance for new and existing small businesses in the North Claybelt area of Northern Ontario, Canada. To attain its objectives of creating and maintaining jobs and contributing to the economic development of the area, North Claybelt provides local businesses with information, consulting assistance, loans, loan guarantees and equity investment.

Iroquois Falls Outreach by appointment.

Location: Ministry of Northern Development Mines and Forestry

33 Ambridge Drive, P.O. Box 460

Iroquois Falls, ON P0K 1G0

## ***Canadian Business Network***

Phone: 1-888-576-4444

Web: <http://www.canadabusiness.ca>

Canada Business Network is a government information service for businesses and start-up entrepreneurs in Canada.

## ***Ministry of Economic Development, Employment and Infrastructure***

Ontario Small business: advice, support services, regulations

Email: [info.mailbox@ontario.ca](mailto:info.mailbox@ontario.ca)

Phone: 416-326-1234

Toll Free: 866-668-4249

Web: <https://www.ontario.ca/page/small-business-advice-support-services-regulations>

## ***National Research Council***

C/o Laurentian University, Willet Green Miller Centre

935 Ramsey Lake Road, Room B4060

Sudbury, ON P3E 2C6

Cell: (705) 207-2827

Phone: 705-671-4472

Email: [kathy.keast@nrc-cnrc.gc.ca](mailto:kathy.keast@nrc-cnrc.gc.ca) Industrial Technology Advisor

The National Research Council (NRC) is the Government of Canada's premier research and technology organization (RTO). Working with clients and partners, NRC provides innovation support, strategic research, and scientific and technical services. The Industrial Research Assistance program can provide innovation and funding services to help you accelerate the growth of your business through innovation and technology.

## **Canada Post**

249 Church Street  
Iroquois Falls, ON P0K 1G0  
Phone: 705-232-6233  
Web: <http://www.canadapost.ca/cpo/mc/default.jsf>

## **9.1 Chamber of Commerce**

### ***Iroquois Falls & District Chamber of Commerce***

723 Synagogue Avenue  
Iroquois Falls, ON P0K 1G0  
Phone: 705-232-4656  
Fax: 705-232-4656  
Email: [office@iroquoisfallschamber.com](mailto:office@iroquoisfallschamber.com)  
Web: <http://iroquoisfallschamber.com>

A non-profit, volunteer based association of citizens, united to promote the Commercial, Industrial, Civic, Tourism and Economic Development of the community and district which it serves. The Chamber of Commerce is the heart of a community that strives to promote businesses, organizations and the community as a whole.

Services: information and tourism centre, community calendar, events, business services, Purolator parcel agent, ONTC bus and parcel agent, industrial tours and worldwide contact point.

## **9.2 Education, Employment and Training Services**

### **Employment Ontario – Employment Services**

33 Ambridge Drive  
P. O. Box 1028  
Iroquois Falls, ON P0K 1G0  
Phone: 705-232-4095  
Toll Free: 1-800-461-2009  
Fax: 705-232-5471

Employment Services for Employment Ontario (MTCU) in Cochrane, Iroquois Falls and Matheson are delivered by Ontario Works. As a service provider, staff offer assistance with career planning, job search and job retention to the unemployed or underemployed. Ontario Works can provide assistance to employers with their staffing and training needs.

Services include career exploration, information on local services, Labour Market Information on current/future job prospects, resume & cover letter writing, interview techniques, applications to Employment Ontario (e.g. Second Career, Canada Ontario Job Grant) programs, information on other services provided by community partners and outside agencies, job matching and placement (employers may qualify for training incentives) and new programming available such as Youth Job Connection and Youth Job Link.

Ontario Works Employment Services -are provided to individuals who must participate in various activities to continue to qualify for financial assistance. Employment staff develop Participation Agreements (Outcome Plans) with clients that are aimed at enhancing employability, finding and maintaining employment and increasing earnings with the goal of financial independence.

Employment Placement Program - an employment placement program is available to all public, private, and government agencies and allows organizations to interview and select pre-screened individuals that are best suited for employment within their organization

Community Placement Program-to develop workplace skills for participants on social assistance to better equip the participant for competitive employment experience

Learning, Earning and Parenting (LEAP)-a targeted strategy for teen parents between the ages of 16 and 25 receiving social assistance to complete their education (Learning), prepare for employment (Earning), and develop parenting skills (Parenting).

### **Contact North**

P.O. Box 280

44 Anson Drive

Iroquois Falls, ON P0K 1E0

Toll Free: 877-999-9149

Web: [www.contactnorth.ca](http://www.contactnorth.ca)

Email: [iroquoisfalls@contactnorth.ca](mailto:iroquoisfalls@contactnorth.ca)

The Contact North Network has provided access to education and training opportunities with learners in mind. In today's increasingly global economy, education and training have never been more important. Whether it is upgrading current skills through professional development, completing a secondary school diploma or pursuing post-secondary studies, Contact North helps Northern Ontario residents maintain their competitive edge in today's workforce.

## **Post-Secondary Education Institutions**

### ***Collège Boréal***

Sudbury (Main Campus); Hearst; Kapuskasing; New Liskeard; Nipissing; Timmins, Toronto, Hearst  
Timmins Campus

395 Thériault Boulevard

Timmins, ON P4N 0A7

Phone: 705-267-5850

Fax: 705-267-6673

Web: <http://www.collegeboreal.ca/accueil>

*Major Programs: Trades heavy equipment, electrical engineer /technician, mechanical engineer technician, millwright, hairdressing, culinary arts, social work, business administration, corporate training, early childhood education, accounting, business, office administration general and executive, personal support worker, pre-health program, registered practical nurse.*

### ***Northern College***

Timmins (Main Campus); Haileybury; Kirkland Lake; Moosonee

4715 Highway 101 East

South Porcupine ON P0N 1H0

Tel: 705-235-3211

Fax: 705-235-7279

Mailing Address: P.O. Box 3211 Timmins ON P4N 8R6

Web: <http://www.northernnc.on.ca/>

*Major Programs: Over 75 programs, Technology and Trades, Business, Health Sciences, Community Services and Corporate Training.*

### ***Université de Hearst***

Timmins Campus

395 Theriault Blvd, Timmins, ON P4N 0A7

Phone: 705-267-2144

Toll Free: 866-467-2144

Web: <http://www.uhearst.ca/>

*Major Programs: Psychology, Social Services, Management and Interdisciplinary Studies*

### ***Algoma University***

Algoma University at Timmins

4715 Highway 101 East, South Porcupine, ON P0N 1H0

Phone: 705- 235-3211 ext. 2175

Toll Free: 888-254-6628

Email: [timmins@algomau.ca](mailto:timmins@algomau.ca)

Web: <https://www.algomau.ca/timmins/>

*Programs: Bachelor of Social Work and Bachelor of Arts in Community Development*



## **NORCAT Timmins**

395 Theriault Blvd.

Timmins, ON P4N 5B6

Phone: 705-269-0040

Toll Free: 855-9NORCAT / 855-966-7228 ext. 279).

Email: [kstewart@norcat.org](mailto:kstewart@norcat.org)

Web: <http://www.norcat.org/norcat-timmins/>

*NORCAT is a leading private, non-profit organization that empowers clients, staff, and community partners to drive a culture of productivity, innovation, and life-long learning. As part of its celebrated mantra of “listen, learn, build, measure, repeat” NORCAT has become a leader in on-line training and development to complement its diverse in-person programs and services. The educational and training curriculum have been developed on customer feedback, government regulations, and proven pedagogy models to enhance desired learning outcomes.*

*NORCAT also offers over fifty health and safety courses for workers and employers (i.e. supervisor common core, surface miner common core, basic mill process common core, train the trainer, working at heights, confined space, WHMIS 2015 as well as quantitative respiratory fit testing).*

*NORCAT has partnered and facilitates contractor orientations with DeBeers, Detour Gold and Lake Shore Gold in the Timmins region.*

## **Transport Training Centres of Canada**

Timmins Campus

3820 Highway 101 West, Unit 2

Timmins, ON P4N 0E4

Phone: 705-267-2199 x 123

Toll Free: 800-805-0662

Fax: 705-267-0277

Email: [timmins@ttcc.ca](mailto:timmins@ttcc.ca)

Web: <http://www.ttcc.ca/>

*Major Programs: Heavy Equipment, Commercial Truck Training and Skid School Training*

## **5<sup>th</sup> Wheel Training Institute**

536 Brazeau Blvd

New Liskeard, ON P0J 1P0

Toll Free: 888-647-7202

Web: <http://5thwheeltraining.com/>

*Major Programs: Heavy Equipment, Truck Driver Training, Mechanics Assistant Training*

## **Adult Learning Centre**

723 Synagogue Ave, Iroquois Falls ON P0K 1G0

Phone: 705-232-5433

Fax: 705-232-7134

*The Adult Learning Centre (ALC) is a community based Literacy and Essential Skills program that assists adults in improving their reading, writing, math, computer, and communication skills for employment, further education and training, and/or personal goals.*

*ALC deliver programs that are free, confidential and tailored to your needs.*

## 9.3 Regional Research and Innovation Centres

### ***Department of Applied Research, Entrepreneurship & Innovation (AREI)***

Northern College  
4715 Highway 101 East  
South Porcupine ON P0N1H0  
P.O. Box 3211  
Timmins ON P4N8R6  
Phone: 705-235-3211  
Fax: 705-235-7279  
Email: [innovation@northern.on.ca](mailto:innovation@northern.on.ca) (Applied Research & Innovation)  
Email: [entrepreneur@northern.on.ca](mailto:entrepreneur@northern.on.ca) (Entrepreneurship)  
Web: [www.northernc.on.ca/innovation](http://www.northernc.on.ca/innovation) (Applied Research & Innovation)  
Web: [www.northernc.on.ca/ecentre](http://www.northernc.on.ca/ecentre) (Entrepreneurship)

Northern College's Department of Applied Research, Entrepreneurship and Innovation (AREI) puts science, technology and social innovation to work for our people and our communities. AREI works with members of industry to solve real-world problems that result in operational efficiencies, economic growth and/or community development. The collaboration between Applied Research and Entrepreneurship at Northern College means students, faculty, industry, and other community members can develop innovative ideas, test their theories through applied research, and then actually implement a refined product, service or process with the help of the Entrepreneur Centre and its partners.

### ***Materials Joining Innovation Centre (MaJIC)***

140 Government Road  
P.O. Box 303  
Kirkland Lake, ON P2N 3H7  
Phone: 705-567-6411  
Fax: 705-567-3033  
Email: [info@majic-ca.org](mailto:info@majic-ca.org)  
Web: <http://majic-ca.org>

MaJIC is a not for profit organization created to fill industry's need for practical welding expertise by providing a range of services, combining technical expertise with state-of-the-art facilities to enhance productivity and quality, meeting regulatory requirements, and improve safety.

### ***Productivity and Innovation Centre***

4715 Highway 101 East  
B-Wing, Northern College  
South Porcupine, ON P0N 1H0  
Phone: 705-269-1354  
Cell: 705-365-7049  
Fax: 705-360-8537  
Email: [info@picontario.ca](mailto:info@picontario.ca)  
Web: [picontario.ca](http://picontario.ca)

The Productivity & Innovation Centre (PIC) provides organizations in northeastern Ontario with the opportunity to have their operations assessed by qualified business consultants to determine opportunities for productivity improvements and innovation.

### ***Mining Supply, Trade & Investment***

Timmins Economic Development Corporation

12 Elm St. N., Timmins, ON P4N 6A1

Email: [jon.belanger@timmins.ca](mailto:jon.belanger@timmins.ca)

Office: 705-360-2600, ext. 7022

Cell: 705-266-3770

Fax: 705-360-2679

The Mining Supply, Trade & Investment Project promotes business growth and competitiveness in the mining supply sector across the participating Northeastern Ontario communities of Black River-Matheson, Cochrane, Iroquois Falls, Kapuskasing, Temiskaming Shores, and Timmins. Through the development of tools such as value propositions and a gap analysis, the project will work to attract new investment to the region and identify potential areas for expansion in existing suppliers. To bolster investment, the region will be promoted at trade shows and through a marketing effort. Existing suppliers will be encouraged to participate in assistance programs and will be linked with key sector experts. In addition to trade and investment, the project will investigate industrial mineral opportunities in the region.

## **9.4 Area Financial Institutions**

### ***La Caisse Populaire Iroquois Falls***

165 Main Street, P.O. Box 686

Iroquois Falls, ON P0K 1G0

Phone: 705-232-5211

Email: [sbreton339@acpol.com](mailto:sbreton339@acpol.com)

Web: <http://www.caissealliance.com/en/services/timmins-caisse.php>

### ***Royal Bank of Canada***

160 Main Street

Iroquois Falls, ON P0K 1G0

Phone: 705-232-4076

Web: [www.rbc.com](http://www.rbc.com)

## 9.5 Real Estate

### ***Timmins, Cochrane & Timiskaming District Association of REALTORS***

255 Algonquin Blvd. E.  
Timmins, ON P4N 1B4  
Phone: 705-268-5451  
Fax: 705-264-6420  
Web: <http://boards.mls.ca/timmins/>

### ***ClaimPost Realty***

Contact: Kelly Maclean  
Phone: 705-221-4009  
Web: [www.kellyworksforu.com](http://www.kellyworksforu.com)  
Email: [kellyworksforu@gmail.com](mailto:kellyworksforu@gmail.com)

### ***Realty Networks Inc.***

Contact: Lauren Zieminski  
Phone: 705-465-8484  
Web: [laurenZ.ca](http://laurenZ.ca)  
Email: [lauren@laurenz.ca](mailto:lauren@laurenz.ca)  
Contact: Michel Blais  
Phone: 705-221-6303

## 10 Quality of Life

### 10.1 Cost of Living 2016

**Table 40: Cost of Living 2016**

Description	Ontario	Iroquois Falls
Food	\$8,525	\$7,626
Clothing	\$3,991	\$2,906
Shelter(Spending on Rent or Homeowner's major payments including the mortgage payment, the costs of electricity, heat, water and other municipal services, property taxes and condominium fees where applicable)	\$14,955	\$6,486
Transportation	\$12,793	\$11,765
Cost of Living Excluding Transportation (Food, Clothing, Shelter)	\$27,471	\$17,018
Cost of Living (Food, Transportation, Food, Clothing & Shelter)	\$40,264	\$28,783

Source: Data Mining Inc. Superdemographics

### 10.1 Housing Characteristics

**Table 41: Assessment Values 2016**

Property Type	Median Assessment
Single family home	\$84,000
Seasonal Recreational Dwelling	\$89,000
Farm House	\$94,100
Farmland	\$34,400
Managed Forest	\$10,200
Apartment Building	\$263,000
Small Office Building	\$107,000
Small Retail Commercial Property	\$52,000

Source: Town of Iroquois Falls –Ontario Property Tax Analysis March 2016

**Table 42: Dwelling Characteristics for Iroquois Falls 2016**

Characteristics	Ontario	Iroquois Falls
Total number of occupied private dwellings by structural type of dwelling	5,291,909	2,069
Owner	3,780,239	1,485
Renter	1,502,309	584
Single-detached house	2,936,287	1,600
Apartment, building that has five or more storeys	858,295	0
Movable dwelling	17,381	20
Other dwelling	1,479,947	449
Semi-detached house	305,324	108
Apartment, duplex	172,177	58
Row house	456,950	69
Apartment, building that has fewer than five storeys	536,061	214
Other single-attached house	9,434	0
Average value of dwellings (\$)	557,783	161,838
Median value of dwellings (\$)	454,596	130,941

Source: Manifold Data Mining Inc. Superdemographics 2016

## 10.2 Health and Social Services

### **211 Ontario**

Helpline to find Ontario's health services and resources

Web: [211Ontario.ca](http://211Ontario.ca)

### **Anson General Hospital**

58 Anson Drive

Iroquois Falls, ON P0K 1E0

Phone: 705-258-3911

Fax: 705-258-2618

Web: <http://www.micsgroup.com/iroquoisfalls/>

The MICs Group of Health Services consists of three hospitals and their associated long-term care facilities located in the Northern Ontario communities of Matheson, Iroquois Falls and Cochrane. The MICs communities offer comprehensive health care services: Acute Care, Complex Continuing Care, Palliative Care, Long Term Care, Respite Care, Emergency Services, Outpatient Services, Surgery, Outreach Chemotherapy Clinics, Diabetes Program, visiting Specialist clinics and Telemedicine.

Anson General Hospital is an acute general hospital which provides a wide range of in-patient, chronic care, emergency, out-patient, ambulatory care and long-term care services. Currently the hospital is designated as having 19 Acute, 15 Complex Continuing Care and 69 Long-Term Care beds. Four of the active care beds are single rooms which are used as swing beds for acutely ill, palliative, or long-term rehabilitation patients. Services include Emergency, Laboratory, Diagnostic imaging, Clinical Nutrition, Diabetes Program, Physiotherapy, Respiratory Therapy, Visiting Specialty Clinics, Complex Continuing Care and Telemedicine.

### ***South Centennial Manor (long-term care facility)***

240 Fyfe Street

Iroquois Falls, ON P0K 1E0

Phone: 705-258-3836

Fax: (705) 258-3694

Web: <http://www.micsgroup.com/iroquoisfalls/southcentennial.htm>

South Centennial Manor is a 69 bed accredited Long Term Care facility, operated by MICs Group of Health Services. The home operates at 100% occupancy and serves the district. Services include Nursing and Personal Care, Assistance with Activities of Daily Living, Treatment and Medication Administration, Special Diets, Laundry Services, Room and Board, Social/ Recreational Programs, Optional Services (i.e., Pastoral Care), Physician Services, On-site Therapy Services and Foot Care.

### ***Anson General Family Health Team***

58 Anson Drive, Iroquois Falls, ON P0K 1E0

Phone: 705-258-2818 (Monday to Friday 9:00 am to 4:00 pm)

A new medical clinic, located on hospital grounds, houses the Anson General Family Health Team which consists of 4 family physicians, a Physician Assistant, a Nurse Practitioner, a Registered Nurse, a Registered Practical Nurse and a Registered Dietitian. Complimenting this group is a dedicated team of administrative professionals.

### ***Telehealth Ontario***

Toll Free: 1-666-797-0000

TTY: 1-866-797-0007

Web: [www.health.gov.on.ca/english/public/program/Telehealth/Tele\\_faq.html](http://www.health.gov.on.ca/english/public/program/Telehealth/Tele_faq.html)

Free Access to a Registered Nurse — 24 Hours a day, 7 days a Week

Telehealth Ontario is a free, confidential telephone service for health advice or general health information from a Registered Nurse. That means quick, easy access to a qualified health professional to help you decide whether to care for yourself, make an appointment with your doctor, go to a clinic, contact a community service or go to a hospital emergency room.

### ***North Eastern Ontario Family and Children's Services (NEOFACS)***

457 Zealand Street  
Iroquois Falls, ON P0K 1G0  
Phone: 705-232-5366  
Web: <http://www.neofacs.org/>

An integrated agency, providing services to children, youth and their families in the Districts of Cochrane and Timiskaming. The Agency provides Child Welfare, Children's Mental Health, Youth Justice and Prevention programs along with a number of other programs and services

### ***Brighter Futures- NEOFACS***

457 Zealand Avenue  
Iroquois Falls, ON P0K 1G0  
Phone: 705-232-5551 or 705-232-7000 x 8003  
Fax: 705-232-6089  
Web: <http://www.neofacs.org/>

NEOFACS provides family based programs from 0 to 6 years in partnership with Iroquois Falls Preschool and Family Resource Centre; playgroup, parenting workshops, school readiness program, pre-natal and post-natal information.

### ***Cochrane District Social Services Administration Board (CDSSAB)***

Ontario Works, Housing and Children Services  
33 Ambridge Drive  
Iroquois Falls, ON P0K 1G0  
Phone: 705-232-4095  
Toll Free: 1-800-461-2009  
Fax: 705-232-5471  
Web: <http://www.cdssab.on.ca/>

### ***North East Community Care Access Centre (NECCAC)***

58 Anson Drive (lower Level)  
Iroquois Falls, ON P0K 1E0  
Phone: 1-888-668-2222  
Web: <http://healthcareathome.ca/northeast/en>

NECCAC delivers a seamless experience through the health system for people in our diverse communities, providing equitable access, individualized care coordination and quality health care. Services include speech, nutrition, nursing care, occupational and physiotherapy, long term placement social work, school care, home care, nursing.



### **Health Promotion Centre**

723 Synagogue Avenue  
Iroquois Falls, ON P0K 1G0  
Phone: 705-232-4656  
Fax: 705-232-4656  
Email: [office@iroquoisfallschamber.com](mailto:office@iroquoisfallschamber.com)  
Web: <http://iroquoisfallschamber.com>

The Health Promotion Centre was created to promote healthy living habits for seniors (55+) to become more physically active, emotionally aware and mentally stimulated. The Centre is open Tuesdays and Wednesdays from 10 am to 2 pm.

### **Porcupine Health Unit**

58A Anson Drive  
P.O. Box 575  
Iroquois Falls, ON P0K 1G0  
Phone: 705-258-2247  
Fax: 705-258-2249  
Toll Free: 800-461-1818  
Email: [info4you@porcupinehu.on.ca](mailto:info4you@porcupinehu.on.ca)  
Web: <http://www.porcupinehu.on.ca/About/contact-us.html>

Programs and services are offered by a wide variety of skilled and caring health professionals which include vaccinations, dental program for children, speech, nutrition, food safety, septic application and inspection, tobacco program, travel health, sexual health, injury prevention, health inspection, genetics, family health program, i.e. Parenting, Pre-natal, Growing Healthy Families.

### **South Cochrane Addiction Services Inc. (SCAS)**

58A Anson Drive  
Iroquois Falls, ON P0K 1E0  
Phone: 705-232-4344  
Web: [www.scasinc.ca](http://www.scasinc.ca)  
Iroquois Falls Outreach: Thursdays

SCAS is an assessment, referral, case management and community treatment agency for people of all ages in the South Cochrane district who have problems related to their own alcohol and drug use or gambling. The agency also offers services to family members of persons who have substance use or gambling related problems.

### **Surrender and Live Centre (S.A.L.)**

130 Main Street  
Iroquois Falls, ON P0K 1G0  
Phone: 705-232-5656  
Email: [salcentre@msn.com](mailto:salcentre@msn.com)

### ***Minto Counselling Centre***

58A Anson Drive  
P.O. Box 596  
Iroquois Falls, ON P0K 1E0  
Phone: 705-258-2212  
Fax: 705-258-2145  
Email: mgagnon@mintoc.net

### ***Victim Crisis Assistance & Referral Service (VCARS)***

743 Hwy 67  
Iroquois Falls, ON P0K 1G0  
Phone: 705-232-4351

### ***Community Living Iroquois Falls***

9 Veterans Drive  
Iroquois Falls, ON P0K 1G0  
Phone: 705-258-3971  
Residences:  
3 Spruce Street 705-232-7251  
27 Anson Drive 705-258-3922

### ***Red Cross***

105 Ambridge Drive  
P.O. Box 512  
Iroquois Falls, ON P0K 1G0  
Phone: 705-232-4901  
Fax: 705-232-4901  
Email: 705-232-4901

Red Cross provides programs for Assistive Living for high risk seniors and Adult Day Program for respite care.

## **Chiropractors**

### ***Atlas Chiropractic Clinic***

107 Ambridge Drive  
Iroquois Falls, ON  
P0K 1E0  
Phone: 705-232-6888

### ***Iroquois Falls Chiropractic***

157 Main Street  
Iroquois Falls, ON  
P0K 1E0  
Phone: 705-232-2220

## **Optometrist**

### ***Family Eye Care***

198 Main Street  
P.O. Box 760  
Iroquois Falls, ON  
P0K 1E0  
Phone: 705-232-5311

## **Medical Services**

### ***Anson Family Health Team***

58 Anson Drive  
Iroquois Falls, ON  
P0K 1E0  
Phone: 705-258-2818

## **Dental Care**

### ***Dr. R Vachon, Dentist***

239 Main Street  
Iroquois Falls, ON  
P0K 1E0  
Phone: 705-232-5155

### ***Iroquois Falls Dental Hygiene Clinic***

Suite B, 215 Ambridge Drive,  
Iroquois Falls, ON  
P0K 1G0  
Phone: 705-232-6766

### ***Dr. T. Vockeroth Dr. Dan Vockeroth, Dr. Allison Clark Dentistry***

153 Ambridge Drive  
Iroquois Falls, ON P0K 1E0  
Phone: 705-232-4073

# Iroquois Falls Community Profile 2016

## 10.3 Education

**Table 43: Public Schools 2016**

Elementary Schools					
School Name	Location	Grades	Student Numbers	Language	Telephone
Iroquois Falls Public School	Iroquois Falls	PK to 8	119	English & French Immersion	705-232-6651
École publique Étoile du Nord	Iroquois Falls	PK to 8	81	French	705-232-2000
High Schools					
School Name	Location	Grades	Student Numbers	Language	Telephone
Iroquois Falls Secondary School	Iroquois Falls	7 to 12	240	English & French Immersion	705-258-3921
L'Alliance	Iroquois Falls	9 to 12	50	French	705-258-3223

Source: Ellis Management Services

**Table 44: Catholic Schools 2016**

Elementary Schools					
School Name	Location	Grades	Student Numbers	Language	Telephone
St. Anne's English Catholic School	Iroquois Falls	PK to 8	89	English & French Immersion	705-232-5355
École Saints-Martyrs-Canadiens	Iroquois Falls	PK to 8	140	French	705-232-4019
High Schools					
School Name	Location	Grades	Student Numbers	Language	Telephone
École Secondaire L'Alliance	Iroquois Falls	9 to 12	50	French	705-258-3223

Source: Ellis Management Services

## Iroquois Falls Community Profile 2016

**Table 45: Day Cares & Preschool Centre**

Day Care and Family Resource Centre					
Name	Location	Ages	Capacity	Language	Telephone
Centre Educatif Rayon de Soleil	Iroquois Falls	18 months +	20	Bilingual	705-231-0399
Tanie's Tots Daycare Centre	Iroquois Falls	14 months +	40	Bilingual	705-232-5302
Iroquois Falls Preschool & Family Resource Centre	Iroquois Falls		140	French	705-232-6777

Source: Ellis Management Services

## 10.4 Protective Services

Emergency Phone Number: 911

The Town of Iroquois Falls offers the following emergency service providers:

- Police
- Ambulance services
- Fire department.

### ***Iroquois Falls Fire Department***

184 Devonshire Avenue  
Iroquois Falls, ON P0K 1E0  
Phone: 705-258-3690  
Email: firechief@iroquoisfalls.com

### ***Ontario Provincial Police***

52 Critchley Avenue  
Monteith, ON P0K 1P0  
Phone: 705-232-4087  
Toll Free: 1-888-310-1122

## 10.5 Recreation, Tourism and Events

### ***Town of Iroquois Falls – Recreation Department***

729 Synagogue Avenue, P.O. Box 460

Iroquois Falls, ON

P0K 1E0

Jus Jordan Arena 705-258-3436

Aquatic & Fitness Centre 705-258-3526

Fax: 705-258-3135

Web: <http://www.iroquoisfalls.com/content/recreation-and-leisure-services>

**Table 46: Leisure and Community Services**

Community Centres	1	Libraries	1
Parks	7	Bowling Alley	1
Skateboard Park- Summer	1	Ice Arenas	1
Marina	1	Auditoriums	1
Public Golf Courses	1	Museums	1
Public Tennis Courts	2	Baseball Diamonds	1
Soccer / Football Fields	1	Accessible Transit	1
Indoor Swimming Pools	1	Snowshoeing	1
Daycare and Preschool Facilities	3	Cross Country Skiing (4 trails)	25 km
Snowmobile Trails	160 km		

# Iroquois Falls Community Profile 2016

## 10.6 Events

**Table 47: Annual Events 2016**

Annual Events 2016	
Date	Name of Event
March	Winter Carnival & Ice Derby
July	Porquis Blues Festival
July	Heritage Music Fest
August	Porquis Fall Fair
November/December	Chamber of Commerce Christmas Gala
December	Christmas Parade of Lights

## 10.7 Local Media

**Table 48: Newspapers**

Newspaper	Frequency
The Enterprise	Weekly
The Timmins Daily Press (Sunmedia)	Daily
Le Voyageur	Weekly
Timmins Times (Sunmedia)	Weekly

**Table 49: Radio Stations**

Radio Station	Affiliation
Q92.1 FM	Rogers Media
Kiss FM 99.3	Rogers Media
CBC Radio	CBC -Sudbury
Moose 101.1	Local

2

**Table 50: Cable Service**

Name	Telephone
Cable 12 Community Channel	705-232-5700
East Link	1-888-345-1111

Source: Town of Iroquois Falls

**Table 51: Television**

TV Station	Affiliation
CTV-Northern Ontario <a href="http://northernontario.ctvnews.ca/">http://northernontario.ctvnews.ca/</a>	Bell Media



## 11 Local Accommodations

Owners and operators of the numerous accommodation facilities located in Iroquois Falls take pride in welcoming visitors to the community.

***Auberge MacDonald Guest Inn***  
***Auberge MacDonald Guest house***  
***Auberge Macdonald Extended Stay Suites***

Iroquois Falls, ON P0K 1E0

Phone: 705-232-0779

Web: <http://www.amgi.ca>

Email: [scott@amgi.ca](mailto:scott@amgi.ca)

***Busy Bee II Bed & Breakfast***

581 Ambridge Drive

Iroquois Falls, ON P0K 1E0

Phone: 705-232-2410

***Cameron's Beach Trailer Park***

1011 Cameron Avenue

Iroquois Falls, ON P0K 1G0

Phone: 705-232-4905

***Horseshoe Lake Campground***

Frank Road

Iroquois Falls, ON P0K 1G0

Phone: 705-232-6869

***Kettle Lakes Provincial Park***

1350 Municipal Road

Connaught, ON P0N 1H0

Phone: 705-363-3511 (summer)

Phone: 705-272-7107 (winter)

Web: <http://www.ontarioparks.com/park/kettlelakes>

***Myna Housekeeping Unit***

231 Devonshire Avenue

Iroquois Falls, ON P0K 1E0

Phone: 705-3854

### ***Rice Lake Resort***

1458 Rice Lake Road  
Iroquois Falls, ON P0N 1E0  
Phone: 705-232-5560 (summer)  
Phone: 705-232-4606 (sinter)  
<http://www.ricelakefamilycampground.com>

### ***Sunset Bay***

082 Sunset Bay Road  
Big Nellie Lake  
Iroquois Falls, ON P0K 1G0  
Phone: 705-232-4768  
Email: [suzannetremblay8@gmail.com](mailto:suzannetremblay8@gmail.com)

### ***Twin Falls Marina & Campground***

P.O. Box 1017  
Twin Falls Road  
Iroquois Falls, ON P0K 1G0  
Phone: 705-232-8054

## 12 Incentive Programs, Services and Funding<sup>i</sup>

### Invest Ontario – Ontario Incentive Programs and Services

<http://www.investinontario.com/incentive-programs-and-services>

### Capital Funding Programs

Sustainable Development Technology Canada - Canadian clean-tech projects

<https://www.sdte.ca/en>

<https://www.sdte.ca/en/apply/sd-tech-fund>

<https://www.sdte.ca/en/apply/sd-natural-gas-fund>

Business Development Bank of Canada

<http://www.bdc.ca/en/home.htm>

Community Futures Program - Ontario

[http://www.icce.ca/eic/site/fednor-fednor.nsf/eng/h\\_fn01468.html](http://www.icce.ca/eic/site/fednor-fednor.nsf/eng/h_fn01468.html)

SMART Program - Canadian Manufacturers & Exporters <http://www.cme-smart.ca/>

Northern Ontario Heritage Fund (NOHFC)

Northern Business Opportunity Program - Business Expansion Projects

<http://nohfc.ca/en/programs/northern-business-opportunity-program-business-expansion-projects>

Northern Business Opportunity Program - New Investment Projects

<http://nohfc.ca/en/programs/northern-business-opportunity-program-new-investment-projects>

Northern Business Opportunity Program - Small Business Start-up Projects

<http://nohfc.ca/en/programs/northern-business-opportunity-program-small-business-start-projects>

Northern Community Capacity Building Program - Community Capacity Building Initiatives

<http://nohfc.ca/en/programs/northern-community-capacity-building-program-community-capacity-building-initiatives>

Strategic Economic Infrastructure Program

<http://nohfc.ca/en/programs/strategic-economic-infrastructure-program>

Strategic Aerospace and Defence Initiative - Industry Canada

[https://www.ic.gc.ca/eic/site/ito-oti.nsf/eng/h\\_00022.html](https://www.ic.gc.ca/eic/site/ito-oti.nsf/eng/h_00022.html)

Ontario Research Fund: Research Infrastructure

<https://www.ontario.ca/page/ontario-research-fund-research-infrastructure>

Rural Economic Development Program

<http://www.omafra.gov.on.ca/english/about/growingforward/gf2-processor.htm>

Rural Economic Development (RED) Program

<http://www.omafra.gov.on.ca/english/rural/red/>

Ontario Emerging Technologies Fund - Ontario Capital Growth Corporation

<http://www.ocgc.gov.on.ca/site/en/funds/ontario-emerging-technologies-fund/>

Canada Small Business Financing Program - Industry Canada

<http://www.ic.gc.ca/eic/site/csbfp-pfpec.nsf/eng/Home>

### **Commercialization / Innovation Funding Programs**

Ontario Research Fund: Research Excellence

<https://www.ontario.ca/page/ontario-research-fund-research-excellence>

Ontario Tax Exemption for Commercialization

<https://www.ontario.ca/page/ontario-tax-exemption-commercialization>

International research projects: China, India, Israel

<https://www.ontario.ca/page/international-research-projects-china-india-israel>

Ontario Centres of Excellence Inc.

<http://www.oce-ontario.org/programs-services>

Northern Innovation Program (NOHFC) - Applied Research & Technology Development Projects

<http://nohfc.ca/en/programs/northern-innovation-program-applied-research-technology-development-projects-RESEARCH>

Northern Innovation Program (NOHFC) - Industrial Research Chairs

<http://nohfc.ca/en/programs/northern-innovation-program-industrial-research-chairs-RESEARCH>

Northern Innovation Program (NOHFC) - Opportunity Assessment Projects

[http://nohfc.ca/en/programs/northern-innovation-program-opportunity-assessment-projects -](http://nohfc.ca/en/programs/northern-innovation-program-opportunity-assessment-projects-)

Northern Innovation Program (NOHFC) - Pilot Demonstration & Commercialization Projects

<http://nohfc.ca/en/programs/northern-innovation-program-pilot-demonstration-commercialization-projects>

FedNor

<http://fednor.gc.ca/eic/site/fednor-fednor.nsf/eng/fn03444.html>

Growing Forward 2

<http://www.omafra.gov.on.ca/english/about/growingforward/gf2-processor.htm>

### Conservation Fund

<http://www.powerauthority.on.ca/cfund>

### Resources for Evaluating, Adopting and Capitalizing on Innovative Healthcare Technology

<http://www.htx.ca/content/what-is-reach>

### NRC Industrial Research Assistance Program

<https://www.nrc-cnrc.gc.ca/eng/ibp/irap.html>

### MaRS Discovery District (MaRS) [www.marsdd.com](http://www.marsdd.com)

### Canadian Dairy Commission's Matching Investment Fund (MIF)

<http://www.milkingredients.ca/index-eng.php?id=247>

### Rural Economic Development Program

<http://www.omafra.gov.on.ca/english/about/growingforward/gf2-processor.htm>

### Rural Economic Development (RED) Program

<http://www.omafra.gov.on.ca/english/rural/red/>

### Ontario Innovation Tax Credit (OITC)

<http://www.rev.gov.on.ca/english/credit/oitc/index.html>

### Northern Community Capacity Building Program - Event Partnership

<http://nohfc.ca/en/programs/northern-community-capacity-building-program-event-partnership>

### **Digital Media Funding Programs**

#### Ontario Film and Television Tax Credit (OFTTC)

[http://www.omdc.on.ca/film\\_and\\_tv/tax\\_credits/OFTTC.htm](http://www.omdc.on.ca/film_and_tv/tax_credits/OFTTC.htm)

Ontario Interactive Digital Media Tax Credit [http://www.omdc.on.ca/interactive/Tax\\_Credits.htm](http://www.omdc.on.ca/interactive/Tax_Credits.htm)

#### Ontario Production Services Tax Credit (OPSTC)

[http://www.omdc.on.ca/film\\_and\\_tv/tax\\_credits/OPSTC.htm](http://www.omdc.on.ca/film_and_tv/tax_credits/OPSTC.htm)

#### Ontario Sound Recording Tax Credit (OSRTC)

[http://www.omdc.on.ca/music/Tax\\_Credits/OSRTC.htm](http://www.omdc.on.ca/music/Tax_Credits/OSRTC.htm)

#### Ontario Computer Animation and Special Effects Tax Credit (OCASE)

[http://www.omdc.on.ca/film\\_and\\_tv/tax\\_credits/OCASE.htm](http://www.omdc.on.ca/film_and_tv/tax_credits/OCASE.htm)

Ontario Book Publishing Tax Credit (OBPTC) [http://www.omdc.on.ca/book/tax\\_credits/OBPTC.htm](http://www.omdc.on.ca/book/tax_credits/OBPTC.htm)

#### Film or Video Production Services Tax Credit Program - Canada Revenue Agency

<http://www.pch.gc.ca/eng/1268740529145>

## **Energy Funding Programs**

Sustainable Development Technology Canada  
<http://www.sdtc.ca/>

SMART Program - Canadian Manufacturers & Exporters  
<http://www.cme-smart.ca/>

Save on Energy High Performance New Construction  
<https://www.saveonenergy.ca>

Feed-in Tariff Program - Ontario Power Authority  
<http://fit.powerauthority.on.ca/what-feed-tariff-program>

Conservation Fund  
<http://www.powerauthority.on.ca/cfund>

## **Export Funding Programs**

Canadian Commercial Corporation (CCC)  
<http://www.ccc.ca/eng/home.cfm>

Export Market Access - A Global Expansion Program  
<http://exportaccess.ca/en/home>

Export Development Canada  
<http://www.edc.ca/>

Ontario – Take your business global  
[https://www.ontario.ca/page/take-your-business-global?\\_ga=1.93519774.2011885057.1455563397](https://www.ontario.ca/page/take-your-business-global?_ga=1.93519774.2011885057.1455563397)

BDC  
<https://www.bdc.ca/en/pages/home.aspx>

The Canadian Trade Commissioner Service  
<http://tradecommissioner.gc.ca/index.aspx?lang=eng>

Export Guarantee Program  
<http://www.edc.ca/EN/our-solutions/financing/Pages/export-guarantee-program.aspx>

Investment Accelerator Fund  
<http://www.marsdd.com/aboutmars/partners/iaf/>

SMART Prosperity Now Program  
<http://www.cme-smart.ca/prosperity-now/funding/funding.html>

## **Human Resources and Training Funding Programs**

Employment Programs and Service (Ontario)

[http://www.tcu.gov.on.ca/eng/eopg/programs/progs\\_servs\\_list.html#sif](http://www.tcu.gov.on.ca/eng/eopg/programs/progs_servs_list.html#sif)

Northern Ontario Internship Program (NOHFC)

<http://nohfc.ca/en/programs/northern-ontario-internship-program>

Employer Signing Bonus

[http://www.tcu.gov.on.ca/eng/employers/emp\\_bonus.html](http://www.tcu.gov.on.ca/eng/employers/emp_bonus.html)

Ontario Centres of Excellence Inc.

<http://www.oce-ontario.org/programs-services>

Apprenticeship Completion Grant – Service Canada

<http://www.servicecanada.gc.ca/eng/goc/apprenticeship/completiongrant/program.shtml>

Apprenticeship Incentive Grant- Service Canada

<http://www.servicecanada.gc.ca/eng/goc/apprenticeship/incentivegrant/program.shtml>

Work Sharing – Service Canada

[http://www.servicecanada.gc.ca/eng/work\\_sharing/index.shtml](http://www.servicecanada.gc.ca/eng/work_sharing/index.shtml)

Career Focus – Service Canada

<http://www.servicecanada.gc.ca/eng/epb/yi/yep/newprog/career.shtml>

Opportunities Fund for Persons with Disabilities – Service Canada

<http://www.servicecanada.gc.ca/eng/of/index.shtml>

Canada Summer Jobs

<http://www.servicecanada.gc.ca/eng/epb/yi/yep/programs/scpp.shtml>

Skills Link Program – Service Canada

<http://www.servicecanada.gc.ca/eng/epb/yi/yep/newprog/skillslink.shtml>

AIME Northern

<http://www.yveslandryfoundation.com/programs/aime-initiative/aime-northern/>

Natural Sciences and Engineering Research Council of Canada

[http://www.nserc-crsng.gc.ca/index\\_eng.asp](http://www.nserc-crsng.gc.ca/index_eng.asp)

Youth Internships - FedNor

<http://www.servicecanada.gc.ca/eng/goc/sbip/index.shtml>

Canadian Institutes of Health Research - Innovation and Industry Programs

<http://www.cihr-irsc.gc.ca/e/37788.html>

Ontario Labour Market Partnerships

<http://www.tcu.gov.on.ca/eng/employers/labourMarket.html>

Industrial Research Assistance Program - National Research Council Canada

<http://www.nrc-cnrc.gc.ca/eng/ibp/irap/about/index.html>

Apprenticeship Training Tax Credit

<http://www.rev.gov.on.ca/en/credit/attc/>

Cooperative Education Tax Credit (CETC)

<http://www.fin.gov.on.ca/en/credit/cetc/>

Rural Economic Development (RED) Program

<http://www.omafra.gov.on.ca/english/rural/red/>

Summer Company

[http://www.ontariocanada.com/ontcan/1medt/smallbiz/en/sb\\_ye\\_summerco\\_en.jsp](http://www.ontariocanada.com/ontcan/1medt/smallbiz/en/sb_ye_summerco_en.jsp)

Ontario Summer Jobs Service

<http://www.tcu.gov.on.ca/eng/jobseekers/sjs.html>

### **Research and Development Funding Programs**

Ontario Centres of Excellence Inc.

<http://www.oce-ontario.org/programs-services>

Northern Innovation Program (NOHFC) - Applied Research & Technology Development Projects

<http://nohfc.ca/en/programs/northern-innovation-program-applied-research-technology-development-projects>

SD Natural Gas Fund- Sustainable Development Technology Canada

[http://www.sdtec.ca/index.php?page=nextgen-funding-niche&hl=en\\_CA](http://www.sdtec.ca/index.php?page=nextgen-funding-niche&hl=en_CA)

SD Tech Fund - Sustainable Development Technology Canada

[http://www.sdtec.ca/index.php?page=sdtech-funding-process&hl=en\\_CA](http://www.sdtec.ca/index.php?page=sdtech-funding-process&hl=en_CA)

Ontario Business Research Institute Tax Credit (OBRITC)

[http://www.fin.gov.on.ca/en/bulletins/ct/obitc\\_frost\\_0002.html](http://www.fin.gov.on.ca/en/bulletins/ct/obitc_frost_0002.html)

Mitacs Accelerate

<http://www.mitacs.ca/accelerate>

Natural Sciences and Engineering Research Council of Canada –Research tools and Instrument Program

[http://www.nserc-crsng.gc.ca/Professors-Professeurs/RTII-OIRI/index\\_eng.asp](http://www.nserc-crsng.gc.ca/Professors-Professeurs/RTII-OIRI/index_eng.asp)

Strategic Aerospace and Defence Initiative - Industry Canada



## Iroquois Falls Community Profile 2016

[http://ito.ic.gc.ca/eic/site/ito-oti.nsf/eng/h\\_00022.html](http://ito.ic.gc.ca/eic/site/ito-oti.nsf/eng/h_00022.html)

Canadian Institutes of Health Research - Innovation and Industry Programs  
<http://www.cihr-irsc.gc.ca/e/37788.html>

Ontario Innovation Tax Credit (OITC)  
<http://www.rev.gov.on.ca/english/credit/oitc/index.html>

FEDNOR - Applied Research and Development Program  
<http://www.marsdd.com/funding/directory/fednor-applied-research-2934/>

Ontario Research Fund - Ontario Ministry of Research and Innovation  
<http://www.mri.gov.on.ca/english/programs/ResearchFund.asp>

Ontario Research and Development Tax Credit  
<http://www.rev.gov.on.ca/en/credit/ordtc/index.html>

Industrial Research Assistance Program - National Research Council Canada  
<http://www.nrc-cnrc.gc.ca/eng/ibp/irap/about/index.html>

SDTC funding  
[http://www.sdtec.ca/index.php?page=sdtech-funding-niche&hl=en\\_CA](http://www.sdtec.ca/index.php?page=sdtech-funding-niche&hl=en_CA)

Scientific Research & Experimental Development Tax Incentive Program - Canada Revenue Agency  
<http://www.cra-arc.gc.ca/sred/>

Canada Foundation for Innovation  
<http://www.innovation.ca/en>

Ontario Emerging Technologies Fund - Ontario Capital Growth Corporation  
<http://www.ocgc.gov.on.ca/site/en/funds/ontario-emerging-technologies-fund/>

---

<sup>1</sup> Incentive Programs, Services and Funding is not a complete list and subject to change at any time

**IROQUOIS FALLS, ONTARIO, CANADA**

# INVESTMENT READY



IROQUOIS FALLS  
TIMMINS

SUDBURY

TORONTO

## STRATEGICALLY LOCATED

Iroquois Falls is centrally located in the heart of Northeastern Ontario just off Trans-Canada Highway 11. The community boasts a local airport, access to a regional airport within a one hour drive and rail directly to the core of the community; essential for providing accessibility to North American markets.

## VIBRANT COMMUNITY

Iroquois Falls presents a home-town comfort with a quality lifestyle that many would envy; a warm, friendly and safe community to raise a family or retire, essential infrastructure, multi-seasons and plenty of open space. The community has a lower cost of living in comparison to Ontario, a housing market favourable to the buyer and moderate property taxes.

## LABOUR FORCE

Iroquois Falls has an experienced, talented labour pool with a wide range of skilled trades. Almost 70% of the residents have a certificate, diploma or degree as well as a higher percentage of persons with an apprenticeship, trade certificate or diploma than the provincial average. The community is 56% bilingual (English & French) which is much higher than the Province of Ontario.

## BUSINESS DEVELOPMENT

Opportunities exist in the community for economic growth and diversification of the local economy. The community is home to the Abitibi Banks project partnership; redeveloping an 80 acre industrial waterfront site with a mixed-use design. There is productive and affordable agriculture land for development, research and innovation, consistent weather patterns for cold weather testing, a natural beauty for site locations for the film industry and a productive mining industry in the region.

**FOR MORE DETAILS ON IROQUOIS FALLS, CALL: 705-232-6357  
OR VISIT: [www.iroquoisfalls.com](http://www.iroquoisfalls.com)**

